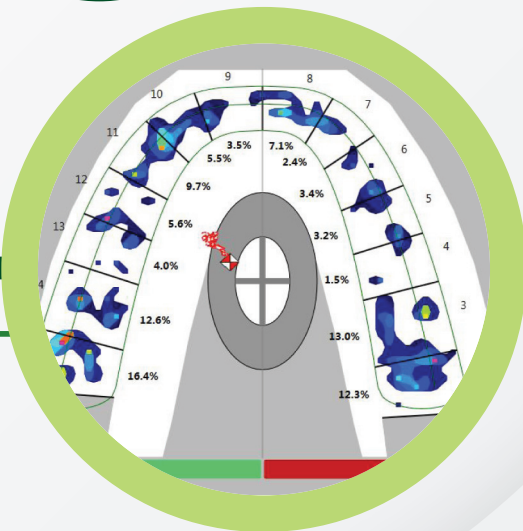





# DENTAL

Raising the Bar in Dental Care by Revealing Occlusal Dynamics



Tekscan is the creator and innovator of T-Scan®, dentistry's only clinically recognized and research validated digital occlusion analysis system. T-Scan provides dynamic occlusal measurement—revealing the level and timing of force on individual teeth and the occlusal stability of the overall bite—bringing articulating paper marks to life. With T-Scan, you can visualize and treat destructive forces before they become a problem, yielding better patient outcomes. An objective assessment aid, T-Scan enhances patient education, satisfaction, and retention, reduces non-compensated repeat visits and remakes, and enables a more confident, proactive approach to patient care.

## Elevate Patient Care, Satisfaction, & Retention

### Better Communication

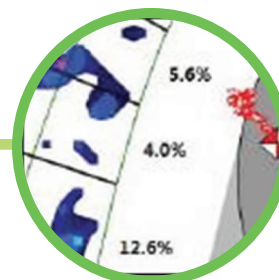
Fosters communication – between you, your patients, and staff – for a more informed, proactive level of care

- Document your cases from initial exam throughout all stages of treatment
- Provide your patients with an easy-to-understand visual representation of their occlusal disharmonies
- Connect the dots between the patient's "feel" and their true occlusal force profile

### Finally, Data

Provides data that is unattainable by any other means

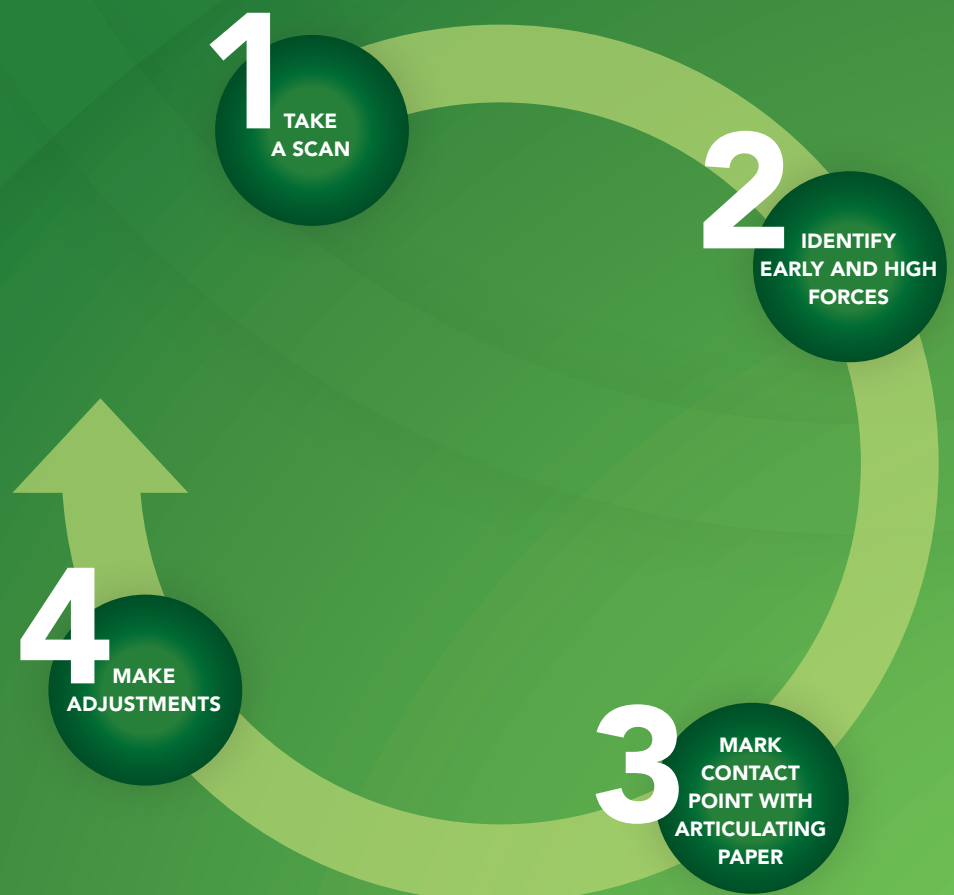
- 94% of dentists struggle to pinpoint occlusion using articulating paper alone\*
- Articulating paper shows where contact is made, but can't show when or with how much force
- T-Scan puts articulating paper marks into context
- Sensors work in the presence of saliva or on Zirconia, areas where articulating paper marks don't adhere well



SEE OUR T-SCAN INTRODUCTION VIDEO.  
VISIT [WWW.TEKSCAN.COM/DENTAL](http://WWW.TEKSCAN.COM/DENTAL)

\* Kerstein, R.B., and Radke, J. Clinician Accuracy When Subjectively Interpreting Articulating Paper Markings, The Journal of Craniomandibular & Sleep Practice, 2013, VOL. 32 NO. 1

## WORKFLOW



# Using T-Scan in Your Practice





## Differentiate Your Practice

The patient sees you as a progressive doctor with advanced technologies that enable a more comprehensive approach to their treatment.

- Find long-standing maladies caused by occlusal disharmony
- Optimize your patient's time by reducing their chair time and repeat visits

## Improve Patient Outcomes

Stop chasing the bite: precise actionable data gives you more confidence in all your treatments and elevates patient care.

**“I COULDN'T PROVIDE THE LEVEL OF CARE I DO WITHOUT T-SCAN!”**

**STEPHEN BLANK, DDS**

## Maximize Your Revenue

- Increase case acceptance
  - Don't just tell your patient about occlusal issues, show them
  - Provide supporting documentation with your suggested treatment plan
- Free up your chair for new patients and additional revenue by
  - Preventing unnecessary remakes by identifying destructive forces
  - Reducing unpaid visits by getting your adjustments right the first time



**ARROWHEAD**  
DENTAL LABORATORY



THE DAWSON ACADEMY  
Making Good Dentists Even Better



Industry-leading  
continuing education  
groups have built T-Scan  
into their core curriculum.

## Tekscan, Inc.

307 West First Street  
South Boston, MA 02127-1309 USA

FOR MORE INFORMATION, CONTACT US:

 1.617.464.4500

 800.248.3669

 1.617.464.4266

 [marketing@tekscan.com](mailto:marketing@tekscan.com)

 [www.tekscan.com/dental](http://www.tekscan.com/dental)