

RF-Q4-P001 3.1 Edition

We reserve the right to design and modify our products without prior notice



CE ISO CFDA

PRODUCT

Guilin Refine Medical Instrument Co., Ltd

Add: 8-3 information industry park Qixing district Guilin Guangxi China

Tel: 0086-773-7796686

E-mail: sales1@refine-med.com

<http://www.refine-med.com>



Official website

Guilin Refine Medical Instrument Co., Ltd

<https://stomshop.pro/>



ABOUT REFINE MEDICAL

COMPANY PROFILE

Refine Medical, focuses on R&D, manufacturing and selling dental products. The team has 15 years of experience on developing and producing dental ultrasonic products. With high quality products, win-win cooperation philosophy, better service, Refine is remarked as a reliable supplier among our partners.

With 50 units of imported full automatic CNC machines and yearly over 80,000 units' production capacity facility, Refine Medical is one of the few manufacturers in the industry who can 100% self-supply core components of the ultrasound handpiece and scaler tip. The production management applies strictly by ISO13485 and GMP standards. The products are CE and CFDA certified and now exported to more than 63 countries worldwide.

Main products: Ultrasonic Scaler, Ultrasonic Activator, Curing Light, Obturation System, Apex Locator, Endo Motor, Dental Sensor and X Ray etc.




CNC Center


QUALITY PROFESSION INNOVATION

Professional equipments are necessary to ensure the products' stability and uniformity. With the CNC machines worth three million dollars, Refine insists on manufacturing all the core components by ourselves.

Advanced equipment



FOCUS ON DENTAL ULTRASONIC TECHNOLOGY





Details determine success or failure

From the electronic components on PCB board to the whole assembly, we pay attention to every detail of the product to ensure the safety and reliability of product quality.

Strict quality control with professional equipment

Refine tests the product under simulate various extreme environments to ensure product quality with professional equipments.



Dental X-ray

A smart dental digital solution

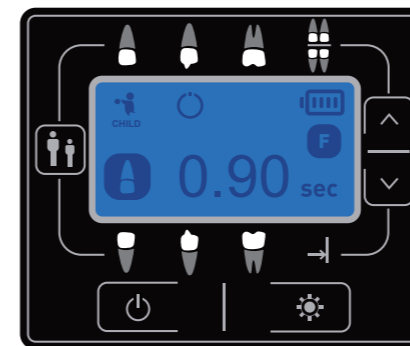
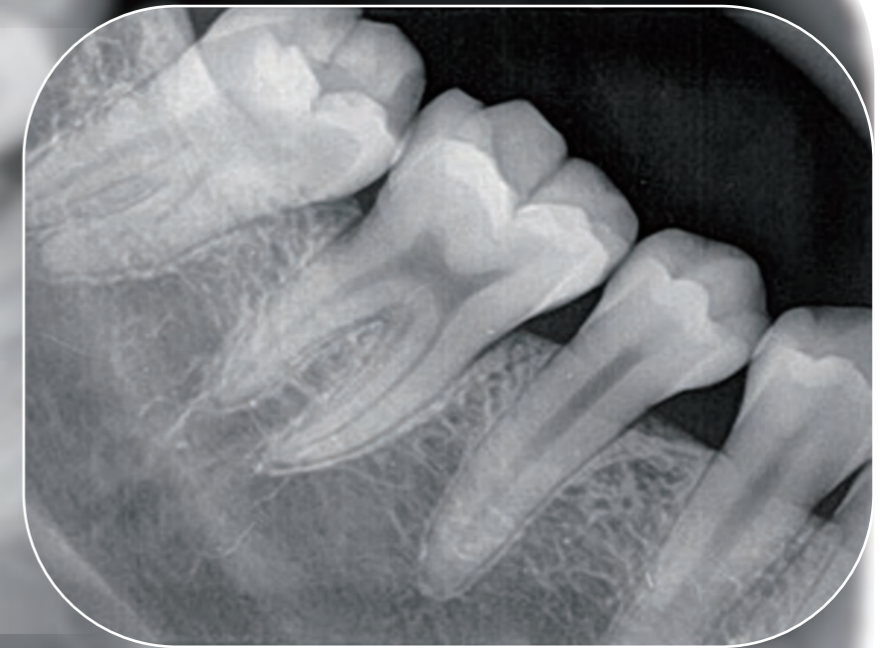


0.4mm focus to get high definition images

High-voltage generator with 0.4mm focus, high-definition imaging, enjoy top quality

High frequency DC technology

Ultra-low radiation, the exposure dose is reduced by more than 30% compared with the standard generator, maximizing effective rays and greatly reducing the radiation intensity



Ergonomic design

Shoot different teeth, fine-tune the shooting time, and achieve personalized and precise control

High capacity lithium battery

950 mAh ultra high capacity battery, battery can be replaced, low cost of use

Multiple shooting methods

Handheld shooting



Technical Parameter

Tube Voltage 60KV	Highest Voltage 70KV	Tube Current 2mA
Exposure Time 0.01-2s	Focus 0.4mm	Anode Target Angle 12°
Total Filtration 1.0mmAl	Battery Capacity 950mAh	



Dental Sensor

Multi-languages

Convenient for dentists in different countries and regions.

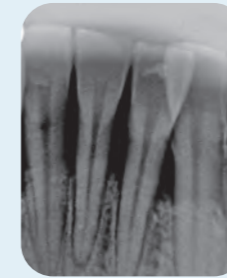


User-Friendly

Simple user interface and easy

Stable

Over 50000+ without imaging quality loss.



Reliable

Durable material and components.



Practical

Compact overall design
Space-saving
Chair-side shooting
High resolution.



Ultra-slim design

4.4mm sensor, enables maximum patient comfort.



specifications

Model	R1	R2
Detector Technology	APS CMOS	APS CMOS
Scintillator	Csl	Csl
Theoretical Resolution	25lp/mm	25lp/mm
True Resolution	20lp/mm	20lp/mm
Pixel Matrix	1000*1500	1300*1800
Active Area(mm)	20*30	26*36
Mechanical Size(mm)	25.4*36.8*4.4	30.4*41.9*4.4
Data interface	USB 2.0	USB 2.0
AD Conversion(bit)	16	16
Protection	IP68	IP68



PTX

DENTAL SCALER

Power adapter input	100VAC - 240VAC 50Hz/60Hz
Main unit input	200VA
Frequency	30kHz±5kHz
Air inlet pressure	5.5 bar-7.5bar(0.55MPa-0.75MPa)
Water temperature	≤45°C
Powder output	0-4g/min
Package size	320*330*120mm
Main unit weight	4.0Kg



Automatic mode identification and switching

Automatically switch between scaling and polishing according to the handpiece being used
Automatically identify and switch the supragingival and subgingival chamber and operating mode

Intelligent water-temperature-control system

Automatic heating installation with a homothermic water temperature (≤45°C)
ensures a comfortable and warm treatment

Smart LCD touch control system

7-inch LCD screen, elegant and magnificent, bringing a wide vision.

High precision designed handpiece, portable and comfortable

High accuracy design for water and air supply system,
preventing from interpenetration and damp

Funnel-shaped powder chamber, Uniform spray pattern

Plug-and-play chamber, easy to install and convenient to add powder.
Dual radian and aerodynamic design, for an uniform spray pattern and high treatment efficiency.

Adopting high-performance clog-free system

Special control processing nozzle, reducing clogging effectively
Equipped with an air filter device to ensure dry air-supply and prevent from powder dampening
Clog-free technology, effectively avoiding powder dampening by water backflow

Wireless multifunctional pedal

Automatically identification and shift between wired and wireless pedal
Employing Bluetooth 5.0 ULP consumption technology, ultra-long standby time
Multi-function switch, simple to operate



APT

DENTAL SCALER

Power adapter input	220VAC 50Hz/110VAC 60Hz
Main unit input	50VA
Frequency:	30kHz±5kHz
Air inlet pressure	5.5 bar-7.5bar(0.55MPa-0.75MPa)
Powder output	0-4g/min
Package size	320*310*120mm
Main unit weight	3.0Kg



● 2 in 1, ultrasonic scaler system and air polishing system.

● 5 modes optional: scaling, periodontal, endo air polishing and cleaning.

To remove dental calculus, plaque, pigment, soft deposit, tartar, and stains on the surface of nature teeth, restorations, implants and orthodontic brackets, so as to prevent periodontal disease.

● Simple and clear glass touch panel, wide vision and easy to clean and disinfection.

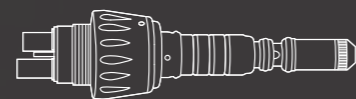


● With 800ml large-capacity water tank, effectively reduces the water changing times and easy to change water.

● Accurately power and water control, comfort scaling, stable sandblasting, obvious effect.

SIMPLE AND EFFICIENT PLAQUE CONTROL SOLUTION

iJet E & iJet S helps you to remove the dental plaque, soft deposits, tartar and stains on the surface of nature teeth, restorations, implants and orthodontic brackets, so as to prevent periodontal disease



iJet S

Kavo® MULTIflex® quick coupling

iJet

4 holes connector (Midwest)

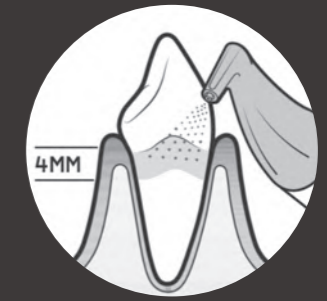
Full range of iJet clinic applications



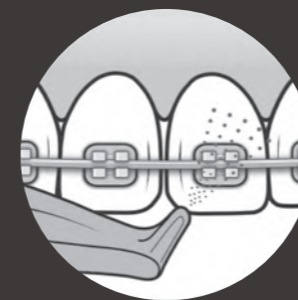
Supragingival scaling



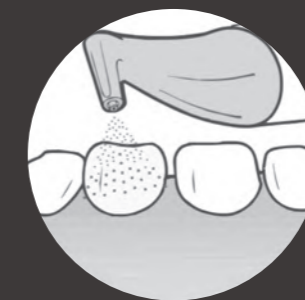
Interdental space scaling



Subgingival scaling



Orthodontic brackets scaling



Air polishing after ultrasonic scaling



Preparation before bonding orthodontic brackets and placing restorations



Implant and abutment scaling



Tongue and palate cleaning

VERSATILE THERAPY APPLICATIONS

EFFICIENCY AND HIGH PERFORMANCE

The extensive tip selection of REFINE Activa system allows you to always have a correct choice for your various clinical needs. Choose your personal assortment of tips and expand it as your need. The wide range of use options offered by REFINE Activa will soon make it to be one of your most-used instruments.



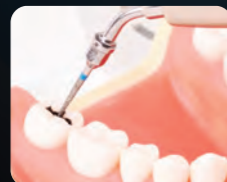
Supragingival Scaling



Subgingival Scaling



Restorative



Finishing Trimming Polishing



Minimally Invasive Caries Therapy




Endodontology



Prosthetics and Inlays




GENTLE AND SOFT TREATMENT COMFORTABLE FOR YOUR PATIENTS



REFINE Activa provides the true wide elliptical strokes vibration trajectory, minimize the development of heat and noise, brings a comfortable and gentle treatment experience.



In addition, as the handpiece operates with a low application pressure, tooth tissue is protected, and the treatment is more precise. REFINE Activa is particularly suitable for pain-sensitive patients.



4800-5200Hz high frequency vibration, maximum 240 μ m amplitude, powerful and precise, operation is more convenient.



Activa



Activa 5



MaxFill-P

Obturation System

- Intelligent Temperature Control
1 sec fast heating, fast cutting gutta-percha, and 1 sec fast cooling to ensure safety of patients.
- 360 degree injection needle
Easily rotate angle for filling
Made of 99.9% pure silver with good thermal conductivity, flexible and durable
- Pre-bending hot needle
Six angles optional for different operating situations
- Ergonomic design
Handles are designed to be well-fitted to user's natural grip, comfortable and easier to operate.
- 4 hours super-long duration, quick charge

Specification:
Power input 100-240VAC 50Hz/60Hz 0.8A
Power output DC 15V/1.6A
Battery 1900mAh



MaxFill-G

Obturation System

- Intelligent Temperature Control
Quick preheating within 15 sec without long waiting time. Four default temperature (150°C 180°C 200°C 230°C), fast switch by one-click. High precision temperature control ensuring uniform hardness for gutta-percha
- 360 degree injection needle
Easily rotate angle for filling
Made of 99.9% pure silver with good thermal conductivity, flexible and durable
- Pre-bending hot needle
Six angles optional for different operating situations
- Ergonomic design
Handles are designed to be well-fitted to user's natural grip, comfortable and easier to operate.
- 4 hours super-long duration, quick charge



iMotor

- ★ 360°rotatable contra-angle 16: 1 handpiece
- ★ Adapted to all main file systems in the market
- ★ In-built 12 main file systmes
- ★ Auto reverse function
- ★ Adjustable reciprocating angle
10°interval, adjustable range: 30°~340°
Adjustable speed: 150~500rpm
- ★ 10 customized programs

Specification:

Speed range: 120~650rpm

Torque range: 0.5~4.0N.cm

Battery: 1500mAh



VAT-3

Activator



Basic technical parameters

- Dimension: 165mm×28mm
- Power adapter input: AC 100-240V, 50/60Hz 0.4A
- Power adapter output: DC 5V/1A
- Main unit input: DC 3.7V 1500mAh
- Charge time: About 4 hours
- Power gear: 2 gears
- Tip vibration frequency: 45kHz±5kHz
- Tip main amplitude offset: <200um

A7 Apex Locator

Input (charge the battery): DC 5V 1A
AC Adapter: 100-240VAC 50Hz/60Hz
Battery: NCM 14500 Rechargeable Li-ion Battery DC 3.6V/800 mAh
Rated Power: ≤0.5W
Measurement Voltage: AC 200mV
Measurement Current AC: AC 100μA
Control Unit Dimensions: L130 mm × W112 mm × H23.5 mm
Weight: 370 gms (including battery)



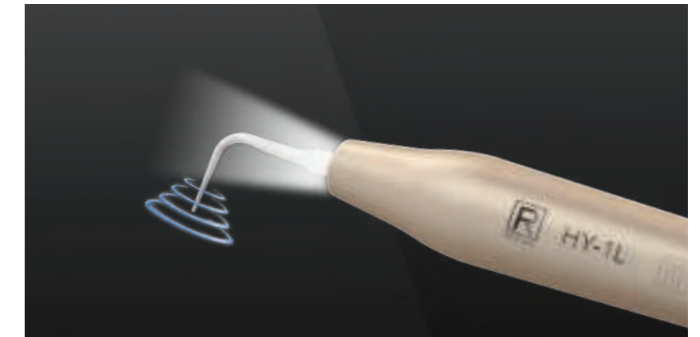
1000ml Water Tank
**PAINLESS
 SMART CONTROL**

PT 7
 Periodontal treatment device



∞ **Elliptical vibration enabling comfortable scaling and polishing**

The amplitude of the tip is between 1µm – 200µm, equivalently one third diameter hair-width.
 Elliptical vibration trajectory of tip distracts the impact force on teeth, achieving 360° comfortable scaling and polishing at the same time



∞ **Titanium tip with less hurt to cementum**



∞ **2 sets of autoclavable handpiece kit.**

Alternately use while the other is in autoclave.



∞ **Automatic water supply, easy to change water**

Dual water supply modes: external & self water supply.
 Anti-corrosion internal pipeline: Hydrogen peroxide, sodium hypochlorite and other special chemicals are all applicable.

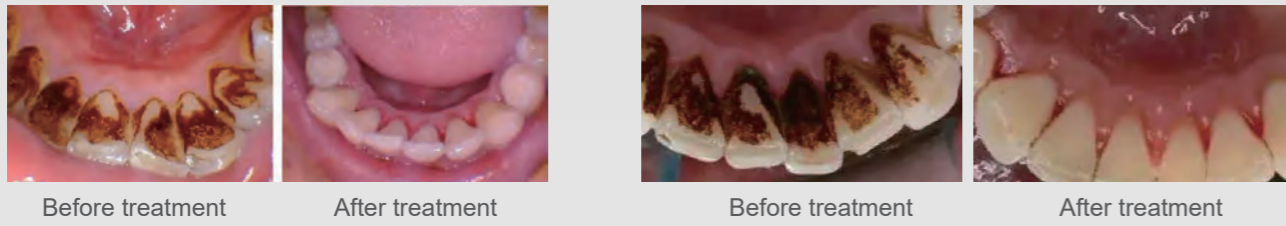


∞ **Smart control**

High sensitive touch panel control
 Elegant glass surface, waterproof and easy to clean.



Before & After treatment



Main Specifications

Frequency	28000-42000Hz
Tips hardness	30HRC
Vibration amplitude	1-200µm
Treatment depth	14mm



CONFIGURATION TIPS

P50LT Titanium left curved tip for subgingival scaling

Apply the tip perpendicularly to the long axis of the tooth. Move the top 2mm of the tip up and down.


☆ Ensure that the water reaches the top 2mm of the tip



P50RT Titanium right curved tip for subgingival scaling

Apply the tip perpendicularly to the long axis of the tooth. Move the top 2mm of the tip up and down.

☆ Ensure that the water reaches the top 2mm of the tip



P52T Applicable for all buccal and lingual area

Apply the tip parallel to the long axis of the tooth. Move the top 2mm of the tip back and forward.

☆ Ensure that the water reaches the top 2mm of the tip



P56T Applicable for removing big calculus, not hurt to gum when scaling in the gingival margin

Apply the tip parallel to the long axis of the tooth. Move the top 2mm of the tip back and forward.

☆ Ensure that the water reaches the top 2mm of the tip



P59T Applicable for all buccal and lingual area

Apply the tip parallel to the long axis of the tooth. Move the top 2mm of the tip back and forward.

☆ Ensure that the water reaches the top 2mm of the tip



BETTER CROSS INFECTION CONTROL

MaxPiezo7+ & MaxPiezo7 ULTRASONIC SCALER

Power input 220-240VAC 50Hz /110VAC 60Hz
Main unit input 24VAC 50Hz 1.3A
Frequency 28kHz±5kHz
Water pressure 0.1 bar-5bar(0.01MPa-0.5MPa)
Package size 400mm*300mm*145mm
Weight of main unit 1.59Kg



Multiple function

With different scaler tips, the machine is applicable to implant maintenance, broken file removing, gutta-percha cutting, crown removing, cavity preparation, shoulder preparation, calcifications removing and root planning.




High efficient root canal irrigation

Smart touch panel control



Self water supply

Anti-corrosion internal pipeline: Hydrogen peroxide, sodium hypochlorite and other special chemicals are all applicable.




Perfect after-sales service

5 years' warranty for PCB and 1 year warranty for handpiece.



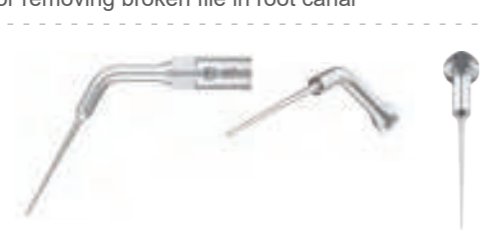
Applied Area


E1  120° file holder for anterior teeth root canal irrigation


E2  95° file holder for molar teeth root canal irrigation


E3  Gutta-percha melting

E6  Titanium tip for removing broken file in root canal


E7  Titanium tip for removing broken file in root canal

E3D  Diamond coated instrument for enlarging root canal and access to files


P4D  Diamond coated instrument for enlarging root canal and access to files


G4  Removing supragingival and interproximal deposits

G5  Removing supragingival deposits in all quadrants

G6  Removing voluminous supragingival deposits

G30  Diamond coated instrument(90um grit) for preparation between pit and fissure


G31  Diamond coated instrument(90um grit) for preparation of mesial cavity


G32  Diamond coated instrument(90um grit) for preparation of distal cavity

G33  Diamond coated instrument(90um grit) for preparation of tooth veneer


SB2  Diamond coated instrument for caries removing on occlusal surface and the neck of teeth

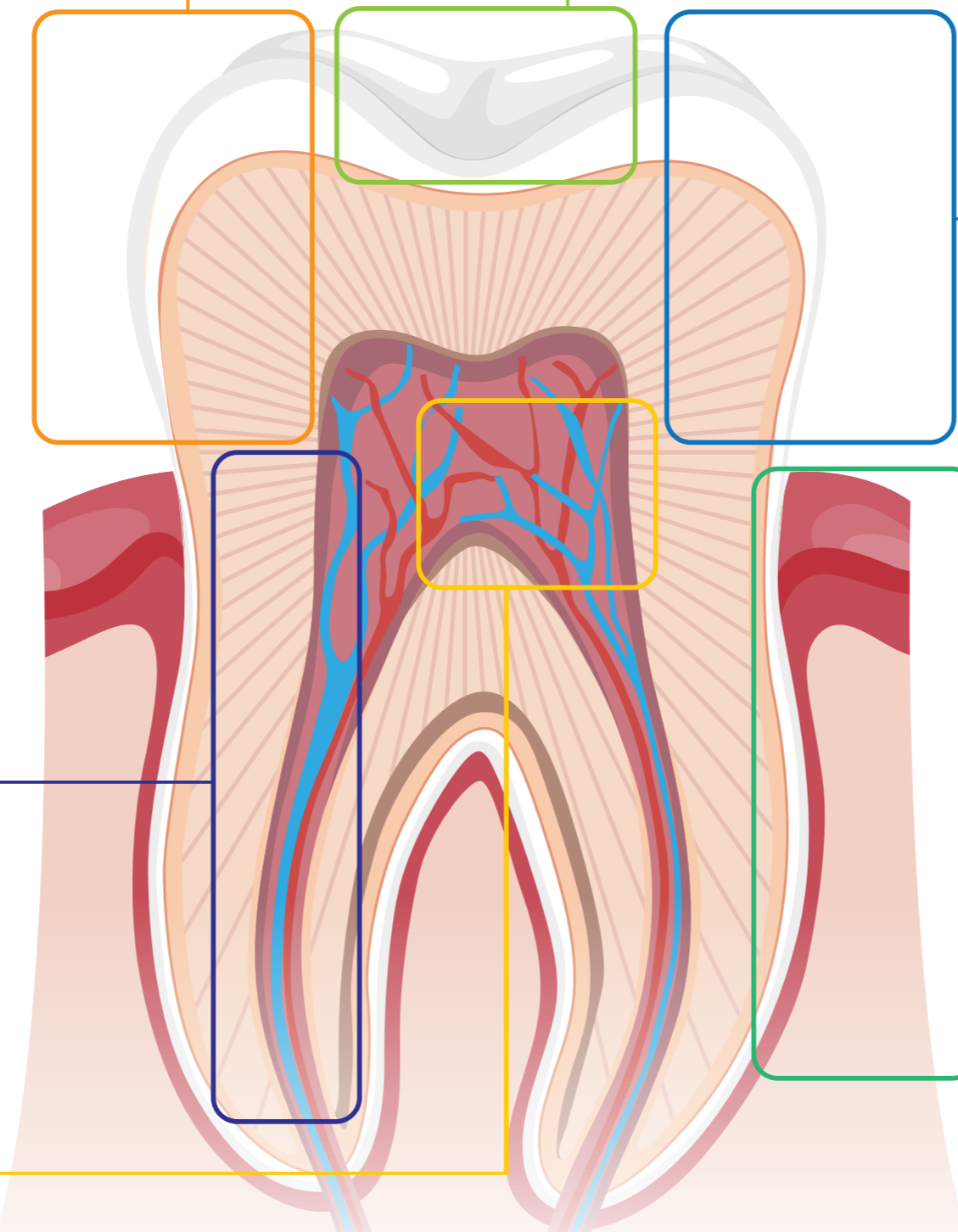
SB3  Diamond coated instrument for caries removing on mesial surface of adjacent teeth

P1  Removing shallow pocket subgingival deposits

P3  Removing deep pocket subgingival deposits

P3D  Diamond coated instrument for root planning after the periodontal flap surgery

P4  Removing shallow pocket subgingival deposits



MaxPiezo6+ & MaxPiezo6

Beyond Imagination

Power input	220-240VAC 50Hz /110VAC 60Hz
Main unit input	24VAC 50Hz 1.3A
Frequency	28kHz±5kHz
Water pressure	0.1 bar-5bar(0.01MPa-0.5MPa)
Package size	375mm*305mm*120mm
Weight	2.4Kg



MaxPiezo3+ & MaxPiezo3

Finger-tip control
for effortless power adjustment

Power input	220-240VAC 50Hz /110VAC 60Hz
Main unit input	24VAC 50Hz 1.3A
Frequency	28kHz±5kHz
Water pressure	0.1 bar-5bar(0.01MPa-0.5MPa)
Package size	375mm*305mm*120mm
Weight	2.4Kg



MaxPiezo1

Finger-tip control for effortless power adjustment

Power input	220-240VAC 50Hz /110VAC 60Hz
Main unit input	24VAC 50Hz 1.3A
Frequency	28kHz±5kHz
Water pressure	0.1 bar-5bar(0.01MPa-0.5MPa)
Package size	375mm*305mm*120mm
Weight	2.4Kg





1" Turbo

Swan

Broad spectrum led light

Constant-current drive
Wireless & Hygienic design

Specification:

Power input	100-240VAC 50Hz/60Hz
Power output	DC 5V/1A
Wave length	385nm-515nm
Light intensity	650mW/cm ² -2500mW/cm ²
Battery	2600mAh





1" Turbo

Swant

Broad spectrum led light
Magnetic point curing lens

Constant-current drive
Wireless & Hygienic design

Specification:

Power input	100-240VAC 50Hz/60Hz
Power output	DC 5V/1A
Wave length	385nm-515nm
Light intensity	400mW/cm ² -2500mW/cm ²
Battery	3.6V/2600mAh



1" Turbo

A-Cure Plus

Curing Light

The new generation multiwavelength LED for producing high-intensity light

Model: A-Cure Plus

Power Input: 100-240VAC, 50Hz/60Hz

Power Output: 5VDC/2A

Wave length: 385nm-515nm

Light intensity: 800m/cm²- 2500mW/cm²

Battery voltage and capacity: 3.7V/1900mAh



A-Cure

Broad spectrum led light

Constant-current drive

Wireless & Hygienic design

Specification:

Power input 100-240VAC 50Hz/60Hz

Power output DC 5V/2A

Wave length 385nm-515nm

Light intensity 800mW/cm²-1800mW/cm²

Battery 3.7V/1900mAh



1 SEC CURE BETTER VIEW LONG BATTERY LIFE

Specification:
Power input 100-240VAC 50Hz/60Hz
Power output DC 5V/1A
Wave length 385nm-515nm
Light intensity 1000mW/cm²-2500mW/cm²
Battery 2600mAh

MaxCure9
Curing 2mm Resin In 1s



Long battery life

Over 1300 circles under 10sec mode

Constant light intensity output

Maintain stable light intensity while power drops lower.

High light intensity

Over 2300 mW/cm²

360° Curing

Reach every angle

MaxCure5

3 SEC CURE

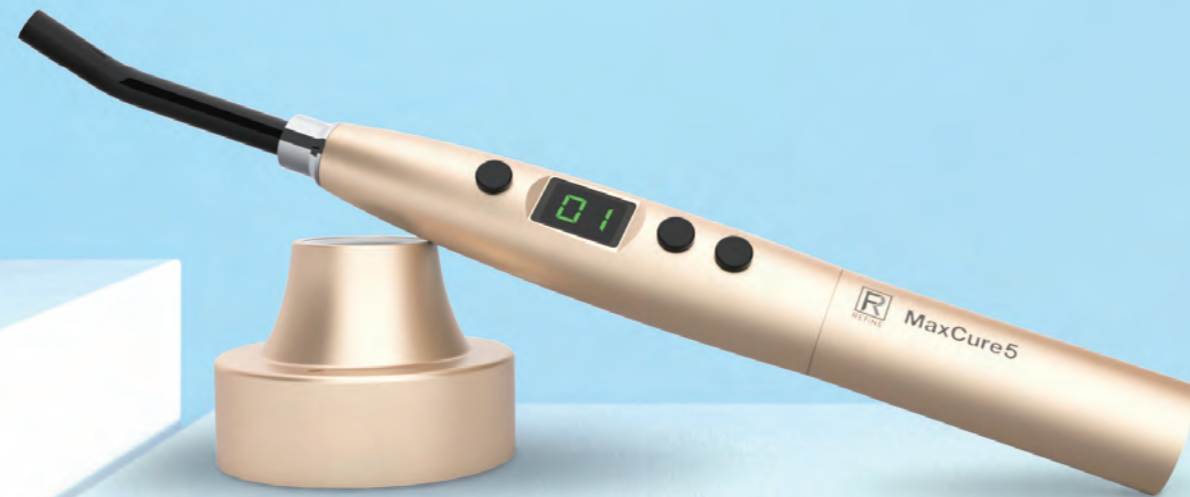
Ergonomics & Hygienic design

Specification:

Power input	100-240VAC 50Hz/60Hz
Power output	DC 5V/1A
Wave length	420nm-480nm
Light intensity	1000mW/cm ² -1800mW/cm ²
Battery	2600mAh



3" Turbo



MaxCure3

3 modes optional

Full-Power Progressive Pulse

Light Intensity: 1200-1600 mW/cm²

Unique technology of light concentration, ensuring straight illumination and strong penetrability.

The latest LED brings about high efficiency and well heat dissipation, prolonging life of the light sources.

Lithium battery with overcurrent and overvoltage protector, guaranteeing a secure process while charging. Under 10-sec mode, MaxCure3 can be used over 600 times after sufficient charge.

Constant light intensity output, light intensity will not reduce when battery lows.

Type-C USB

Autoclavable optical fiber effectively avoiding cross infection.



MaxCureG

Constant-current drive



1" Turbo



Specification:

Power input 24VAC
Wave length 385nm-515nm
Light intensity 1000mW/cm²-2500mW/cm²



3" Turbo



MaxCure H


Specification:

Power input 24VAC
Wave length 420nm-480nm
Light intensity 1000mW/cm²-1800mW/cm²

Refine built-in ultrasonic scaler (compatible with EMS)



N1000 Detachable handpiece
Scaling & perio function
Automatic frequency tracking
Real-time feedback
Main unit input: 24VAC 50Hz
Frequency: 28kHz±5kHz
Water pressure: 0.1bar-5bar(0.01MPa-0.5MPa)
Package size: 18.2cm*17.2cm*6.8cm
Gross weight: 0.45Kg



N2000 Detachable handpiece
Scaling & perio function
Automatic frequency tracking
Real-time feedback
Main unit input: 24VAC 50Hz
Frequency: 28kHz±5kHz
Water pressure: 0.1bar-5bar(0.01MPa-0.5MPa)
Package size: 18.2cm*17.2cm*6.8cm
Gross weight: 0.45Kg




N2000L LED detachable handpiece
Scaling & perio function
Automatic frequency tracking
Real-time feedback
Main unit input: 24VAC 50Hz
Frequency: 28kHz±5kHz
Water pressure: 0.1bar-5bar(0.01MPa-0.5MPa)
Package size: 18.2cm*17.2cm*6.8cm
Gross weight: 0.45Kg



N3000 Detachable handpiece
Endo, scaling & perio function
Automatic frequency tracking
Real-time feedback
Main unit input: 24VAC 50Hz
Frequency: 28kHz±5kHz
Water pressure: 0.1bar-5bar(0.01MPa-0.5MPa)
Package size: 18.2cm*17.2cm*6.8cm
Gross weight: 0.45Kg



N3000L LED detachable handpiece
Endo, scaling & perio function
Automatic frequency tracking
Real-time feedback
Main unit input: 24VAC 50Hz
Frequency: 28kHz±5kHz
Water pressure: 0.1bar-5bar(0.01MPa-0.5MPa)
Package size: 18.2cm*17.2cm*6.8cm
Gross weight: 0.45Kg



N6000L LED detachable handpiece
Endo, scaling & perio function
Automatic frequency tracking
Real-time feedback
Main unit input: 24VAC 50Hz
Frequency: 28kHz±5kHz
Water pressure: 0.1bar-5bar(0.01MPa-0.5MPa)
Package size: 18.2cm*17.2cm*6.8cm
Gross weight: 0.45Kg

Scaler handpiece

HY-1L

- Metal shell detachable LED handpiece, better visibility and comfortable grip, compatible with Refine & EMS、Woodpecker
- Autoclavable handpiece avoids cross infection



Weight	51g
Size	105mm×Ø18.9mm

HP-6L

- Metal shell detachable LED handpiece, better visibility and comfortable grip, compatible with Refine & EMS
- Autoclavable handpiece avoids cross infection



Weight	50.5g
Size	107mm×Ø17.9mm

HP-5L

- Detachable LED handpiece, better visibility and comfortable grip, compatible with Refine & EMS
- Autoclavable handpiece avoids cross infection



Weight	56g
Size	106mm×Ø18.9mm

HP-3H

- Detachable handpiece without LED, compatible with Refine & EMS
- Autoclavable handpiece avoids cross infection



Weight	45g
Size	117mm×Ø18.6mm

HP-1

- Sealed handpiece compatible with Refine & EMS



Weight	118.5g (with cord) 43g (without cord)
Size	120.5mm×Ø18.4mm

Refine built-in ultrasonic scaler (compatible with SATELEC)



V1000 Detachable handpiece
Scaling & perio function
Automatic frequency tracking
Real-time feedback
Main unit input: 24VAC 50Hz
Frequency: 28kHz±5kHz
Water pressure: 0.1bar-5bar(0.01MPa-0.5MPa)
Package size: 18.2cm*17.2cm*6.8cm
Gross weight: 0.45Kg



V2000 Detachable handpiece
Scaling & perio function
Automatic frequency tracking
Real-time feedback
Main unit input: 24VAC 50Hz
Frequency: 28kHz±5kHz
Water pressure: 0.1bar-5bar(0.01MPa-0.5MPa)
Package size: 18.2cm*17.2cm*6.8cm
Gross weight: 0.45Kg



V2000L LED detachable handpiece
Scaling & perio function
Automatic frequency tracking
Real-time feedback
Main unit input: 24VAC 50Hz
Frequency: 28kHz±5kHz
Water pressure: 0.1bar-5bar(0.01MPa-0.5MPa)
Package size: 18.2cm*17.2cm*6.8cm
Gross weight: 0.45Kg



V3000 Detachable handpiece
Endo, scaling & perio function
Automatic frequency tracking
Real-time feedback
Main unit input: 24VAC 50Hz
Frequency: 28kHz±5kHz
Water pressure: 0.1bar-5bar(0.01MPa-0.5MPa)
Package size: 18.2cm*17.2cm*6.8cm
Gross weight: 0.45Kg



V3000L LED detachable handpiece
Endo, scaling & perio function
Automatic frequency tracking
Real-time feedback
Main unit input: 24VAC 50Hz
Frequency: 28kHz±5kHz
Water pressure: 0.1bar-5bar(0.01MPa-0.5MPa)
Package size: 18.2cm*17.2cm*6.8cm
Gross weight: 0.45Kg



V6000L LED detachable handpiece
Endo, scaling & perio function
Automatic frequency tracking
Real-time feedback
Main unit input: 24VAC 50Hz
Frequency: 28kHz±5kHz
Water pressure: 0.1bar-5bar(0.01MPa-0.5MPa)
Package size: 18.2cm*17.2cm*6.8cm
Gross weight: 0.45Kg

Scaler handpiece

HS-8L

- Metal shell detachable LED handpiece, better visibility and comfortable grip, compatible with Refine & SATELEC、DTE
- Autoclavable handpiece avoids cross infection



Weight	58.5g
Size	115mm × Ø18mm

HS-7L

- Detachable LED handpiece, better visibility and comfortable grip, compatible with Refine & SATELEC
- Autoclavable handpiece avoids cross infection



Weight	54.5g
Size	111mm × Ø19mm

HS-7H

- Detachable handpiece without LED, compatible with Refine & SATELEC
- Autoclavable handpiece avoids cross infection



Weight	51.5g
Size	111.5mm × Ø19mm

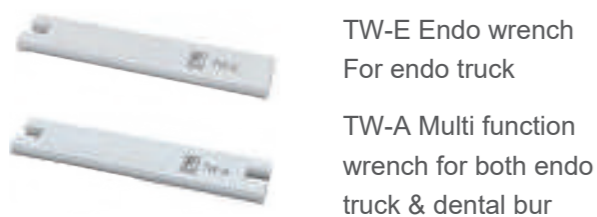
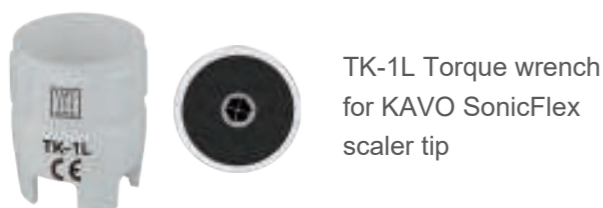
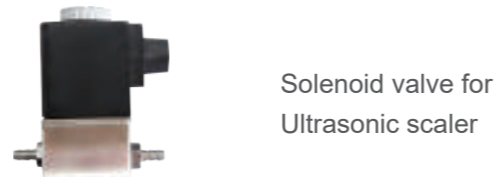
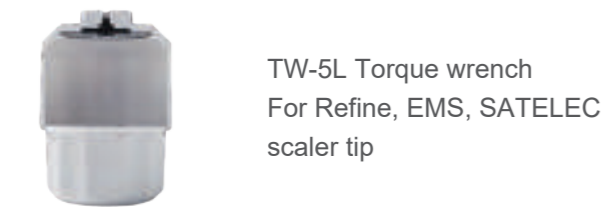
HS-1

- Sealed handpiece compatible with Refine & SATELEC

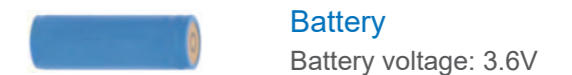
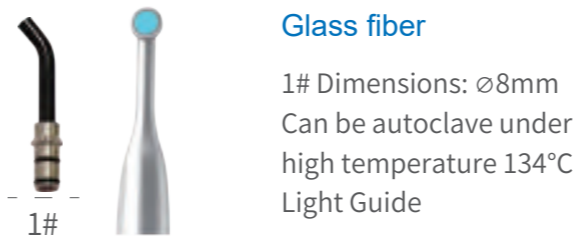


Weight	121.5g (with cord) 46.3g (without cord)
Size	125.5mm × Ø18.5mm

Spare parts for ultrasonic scaler



Spare parts for curing light



Spare parts for obturation system

Spare parts for apex locator

MaxFill-G MaxFill-P



MaxFill-P
Charging base



MaxFill-G
Charging base



Gutta-percha injection
needle wrench



Pushing ram



Adapter



Cleaning brush

MaxFill-G Accessories Injection needle



22G 22mm 20G 24mm 20G 28mm 23G 24mm 23G 28mm 25G 24mm

Gutta-percha injection needle



MaxFill-P Accessories Tips



3504 #35/04 Taper 4004 #40/04 Taper 4504 #45/04 Taper 5004 #50/04 Taper 5506 #55/06 Taper 5508L #55/06 Taper 5508 #55/08 Taper 5510 #55/10 Taper 6012 #60/12 Taper

Heat insulation hood



File Probe



Tester



Lip Hook



AC adapter



File Clip



Measuring wire

Spare parts for dental scaler

XP-1

- Metal shell detachable air polisher handpiece for supragingival
- Autoclave handpiece avoids cross infection



Weight	43.7g
Size	101.5mm x Ø16mm



PT-X1 powder
sodium bicarbonate
65µm for supragingival



PT-X3 powder
glycine
65µm for supragingival



PT-X5 powder
erythritol
65µm for supragingival



PT-X6 powder
glycine
25µm for supragingival & subgingival



PT-X7 powder
erythritol
25µm for supragingival & subgingival



Powder bottle



800ml water tank



Foot switch for air polisher periodontal



Wrench for water & oil separator



cleaning needle

Spare parts for powder jet handpiece

QC-J1

- Sandblasting handpiece compatible with REFINE I jet & EMS air flow for supragingival
- Autoclave handpiece avoids cross infection



Weight	42.5g
Size	97mm x Ø23mm

QC-J2

- Sandblasting handpiece compatible with REFINE I jet & EMS air flow for subgingival
- Autoclave handpiece avoids cross infection



Weight	40.2g
Size	92mm x Ø20mm



Quick coupling

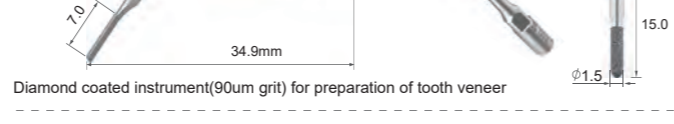
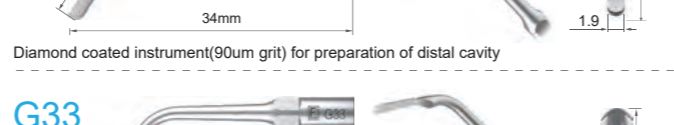



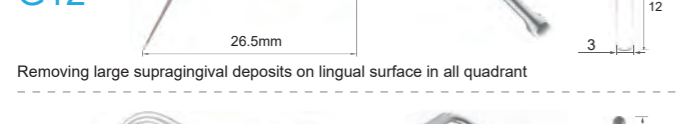
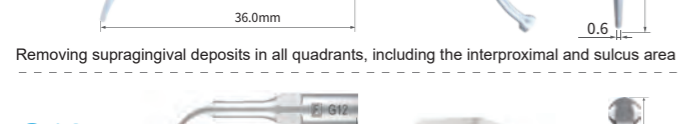
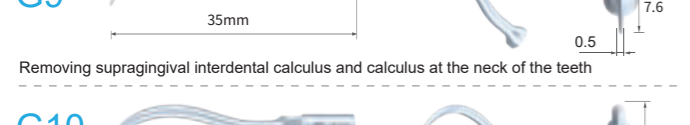

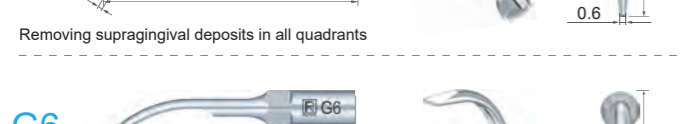

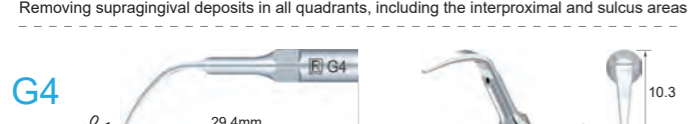
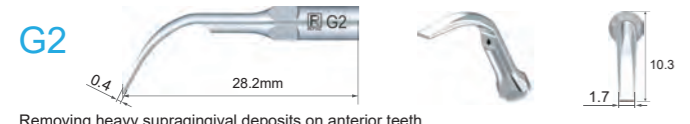
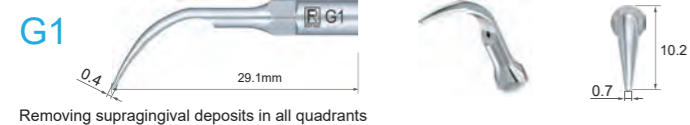
Kavo® MULTiflex®
Kavo® MULTiflex® quick coupling



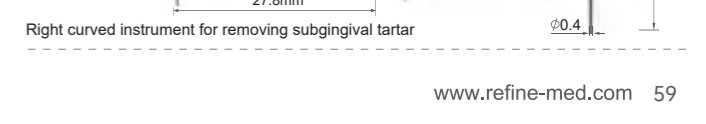

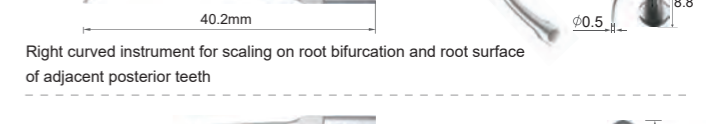
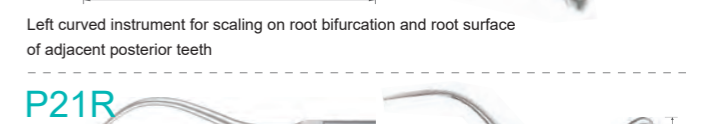
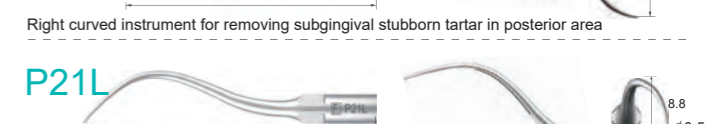
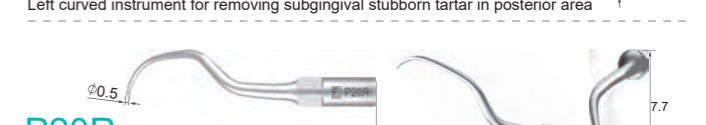

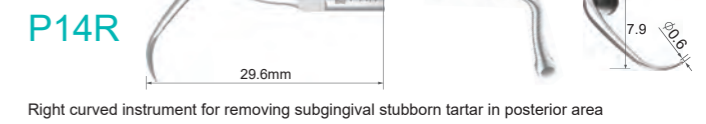
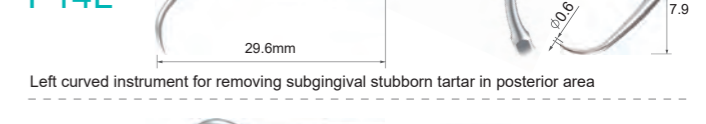


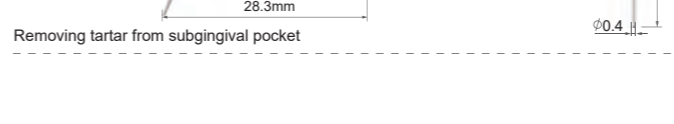
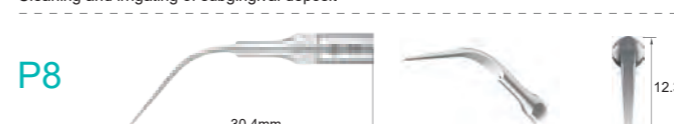


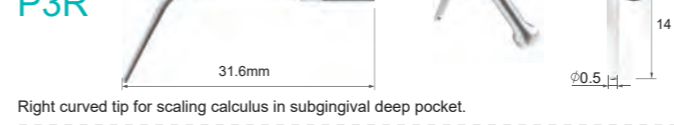
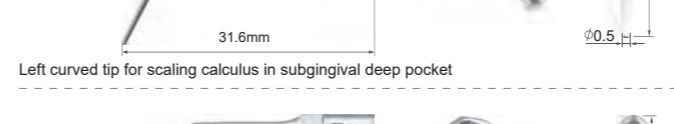
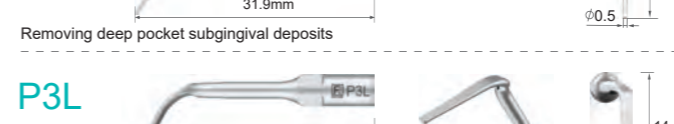
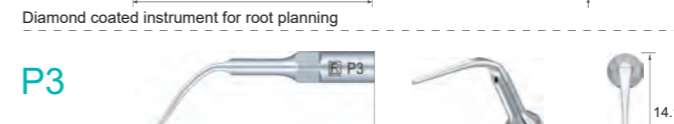
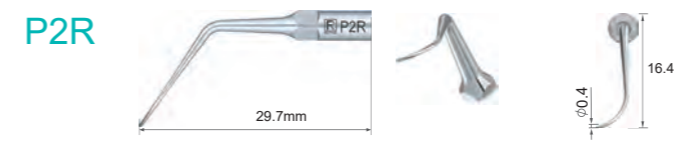
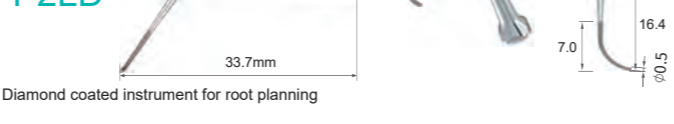
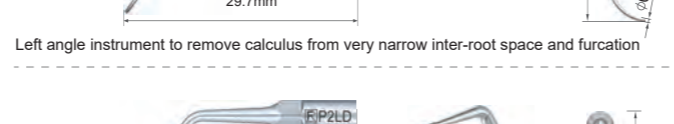
Plastic nozzle

For powder jet subgingival handpiece

Supragingival scaling(Compatible with Refine & EMS)



Subgingival scaling(Compatible with Refine & EMS)



Subgingival scaling(Compatible with Refine & EMS)

P50LT



Titanium left curved tip for subgingival scaling

P50RT



Titanium right curved tip for subgingival scaling

P52T




Applicable for all buccal and lingual area

P53L



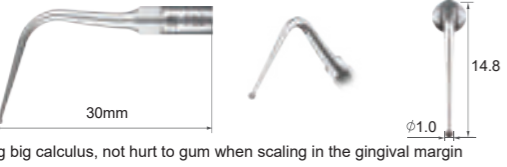
Titanium left curved tip for subgingival scaling

P53R




Titanium right curved tip for subgingival scaling

P56T



Applicable for removing big calculus, not hurt to gum when scaling in the gingival margin

P59T



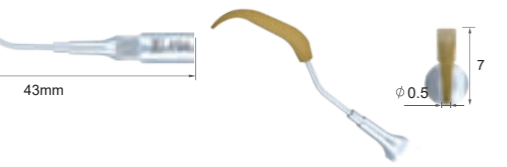
Applicable for all buccal and lingual area

P90



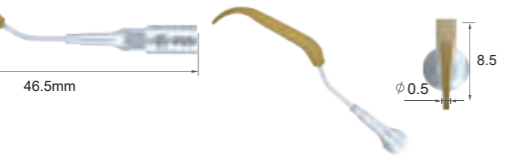
Implant cleaning

P94



Implant cleaning

P95



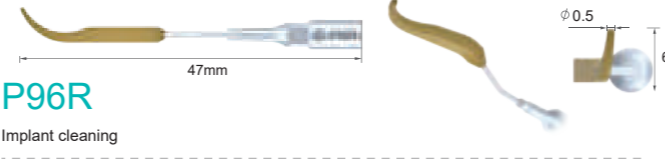
Implant cleaning

P96L



Implant cleaning


P96R



Implant cleaning

Endo treatment(Compatible with Refine & EMS)

E1




120°file holder for anterior teeth root canal irrigation

E2



95°file holder for molar teeth root canal irrigation

E3



Gutta-percha melting

E3D



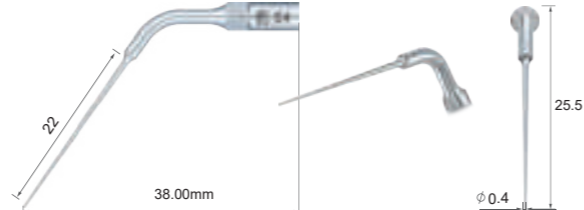
Diamond coated instrument for enlarging root canal and access to files

P4D



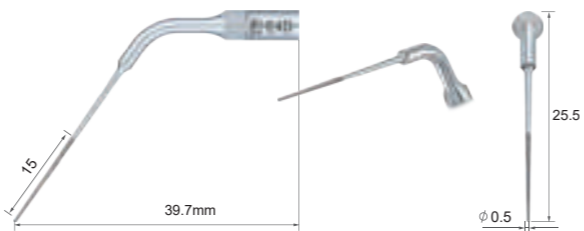
Diamond coated instrument for enlarging root canal and access to files

E4



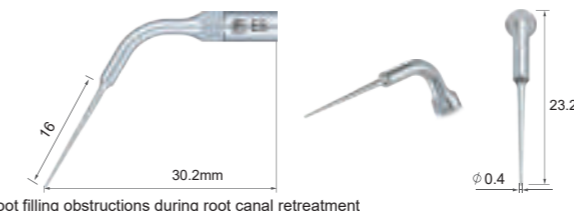
Removing root filling obstructions during root canal retreatment

E4D



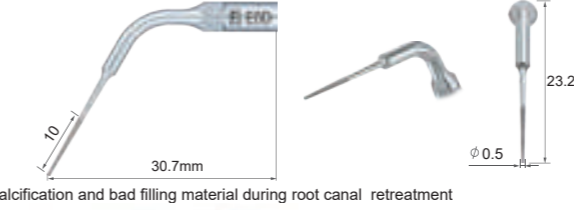
Removing calcification and bad filling material during root canal retreatment

E5



Removing root filling obstructions during root canal retreatment

E5D



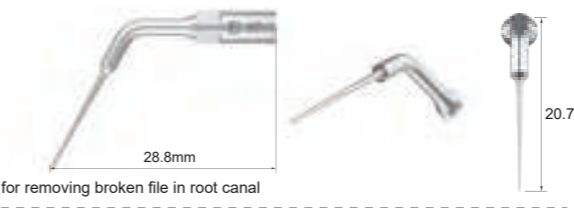
Removing calcification and bad filling material during root canal retreatment

E6



Titanium tip for removing broken file in root canal

E7




Titanium tip for removing broken file in root canal

E8




Dental bur holder

E9



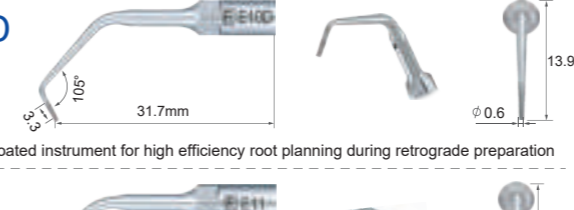
Dental bur holder

E10



Root canal polishing during retrograde preparation

E10D



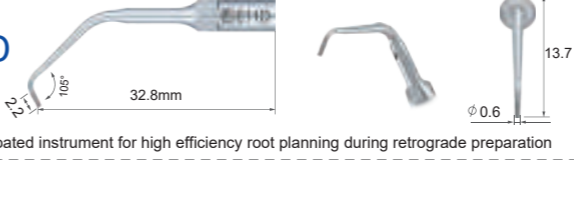
Diamond coated instrument for high efficiency root planning during retrograde preparation

E11




Root canal polishing during retrograde preparation

E11D



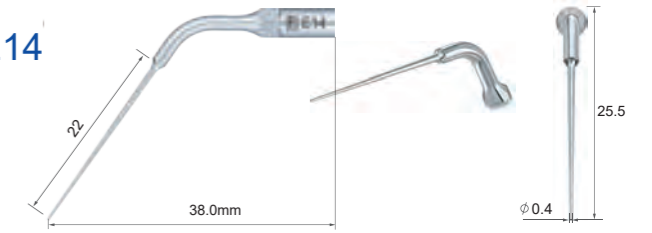
Diamond coated instrument for high efficiency root planning during retrograde preparation

E12D



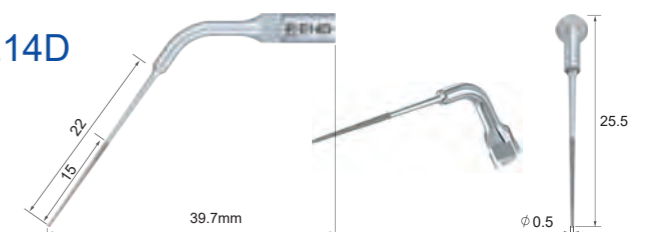
Diamond coated instrument(90um grit) for removing calcification and bad filling material in pulp cavity, exposing the root canal orifice

E14



Removing root filling obstructions during root canal retreatment

E14D



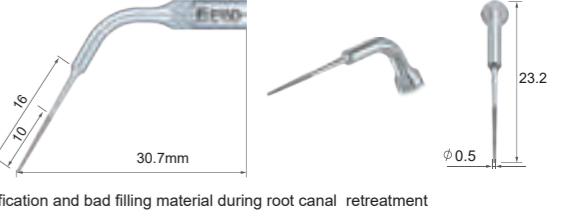
Removing calcification and bad filling material during root canal retreatment

E15



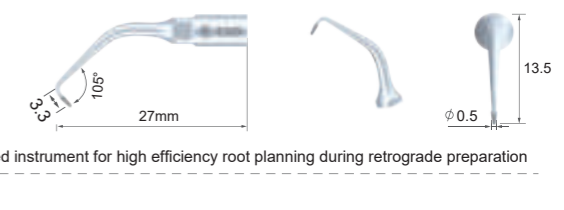
Removing root filling obstructions during root canal retreatment

E15D



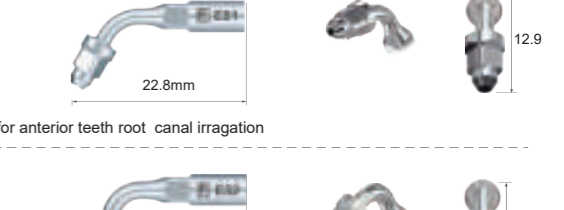
Removing calcification and bad filling material during root canal retreatment

E32D




Diamond coated instrument for high efficiency root planning during retrograde preparation

E51



120°file holder for anterior teeth root canal irrigation

E52



95°file holder for molar teeth root canal irrigation

Endo treatment(Compatible with Refine & EMS)

E60



All-in-one endo irrigation file, with slight cutting function

E62



All-in-one endo irrigation file, with smooth surface

E93



All-in-one 20# NiTi endo irrigation file, with smooth surface, applied on endo activator only

E96



All-in-one 20# stainless steel endo irrigation file, with smooth surface, applied on endo activator only


E98



All-in-one 25# titanium endo irrigation file, with smooth surface, applied on endo activator only

Cavity preparation(Compatible with Refine & EMS)

SB1



Diamond coated instrument for caries removing on occlusal surface and the neck of teeth

SB2




Diamond coated instrument for caries removing on mesial surface of adjacent teeth

SB3



Diamond coated instrument for caries removing on mesial surface of adjacent teeth

SB4



Diamond coated instrument for caries removing on occlusal surface and the neck of teeth

SB5



Diamond coated instrument for caries removing on mesial surface of adjacent teeth

SB6



Diamond coated instrument for caries removing on mesial surface of adjacent teeth

SBL




Diamond coated instrument for caries removing on mesial surface of adjacent teeth

SB7L



Diamond coated instrument for caries removing on mesial surface of adjacent teeth

SBR



Reach the caries from 45° without hurt the adjacent teeth

SB7R



Reach the caries from 45° without hurt the adjacent teeth

Supragingival scaling(Compatible with Refine & SATELEC)

GD1



Removing supragingival deposits in all quadrants

GD2



Removing heavy supragingival deposits on anterior teeth

GD3



Removing supragingival deposits in all quadrants, including the interproximal and sulcus areas

GD4



Removing supragingival and interproximal deposits

GD5



Removing supragingival deposits in all quadrants

GD6



Removing voluminous supragingival deposits

GD7



Removing crown

GD8




Removing post

GD9



Removing supragingival interdental calculus and calculus at the neck of the teeth

GD10



Removing supragingival deposits in all quadrants, including the interproximal and sulcus area

GD12



Removing large supragingival deposits on lingual surface in all quadrant

GD20
(grit sand)



Diamond coated(120um grit) instrument for dentin abrading, applied for supragingival shoulder preparation after subgingival shoulder preparation

GD21
(fine sand)



Diamond coated(50um grit) instrument for dentin abrading, applied for polishing of prepared supragingival and subgingival shoulder

GD28



Amalgam condensation

GD30



Diamond coated instrument(90um grit) for preparation between pit and fissure

GD31



Diamond coated instrument(90um grit) for preparation of mesial cavity

GD32



Diamond coated instrument(90um grit) for preparation of distal cavity

GD33



Diamond coated instrument(90um grit) for preparation of tooth veneer

GD35



Subgingival scaling(Compatible with Refine & SATELEC)

PD1



Removing shallow pocket subgingival deposits

PD2L




Left angle instrument to remove calculus from very narrow inter-root space and furcation

PD2LD




Diamond coated instrument for root planning

PD2R



Right angle instrument to remove calculus from very narrow inter-root space and furcation

PD2RD



Diamond coated instrument for root planning

PD3



Removing deep pocket subgingival deposits

PD3L




Left curved tip for scaling calculus in subgingival deep pocket

PD3R




Right curved tip for scaling calculus in subgingival deep pocket.

PD3D



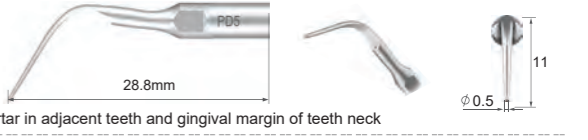
Diamond coated instrument for root planning after the periodontal flap surgery

PD4



Removing shallow pocket subgingival deposits

PD5




Removing tartar in adjacent teeth and gingival margin of teeth neck

PD6

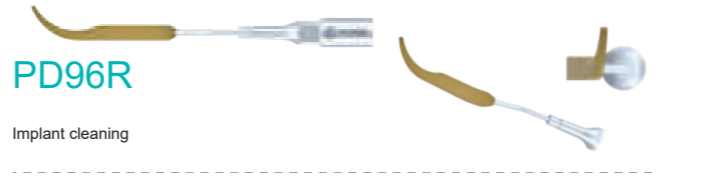
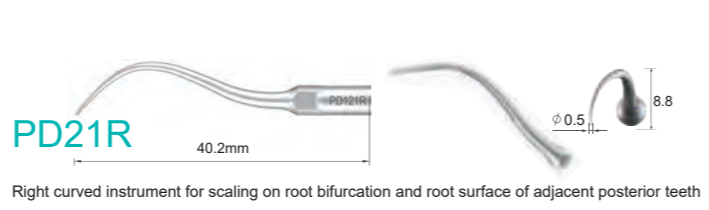

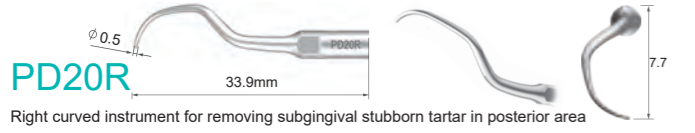

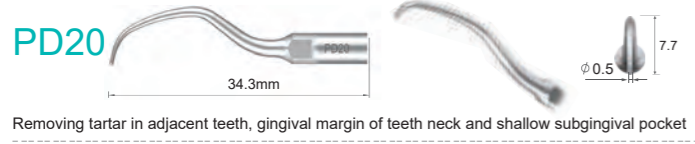
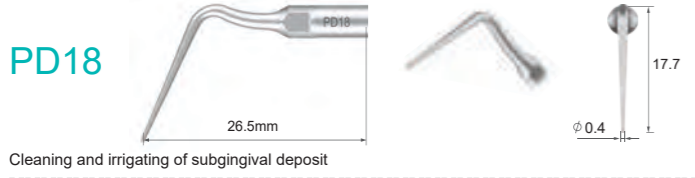
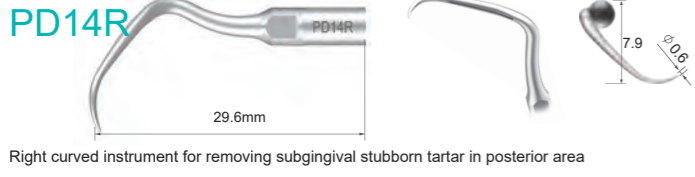
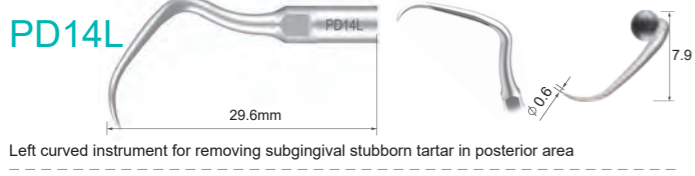

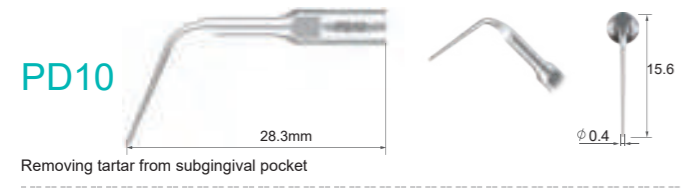
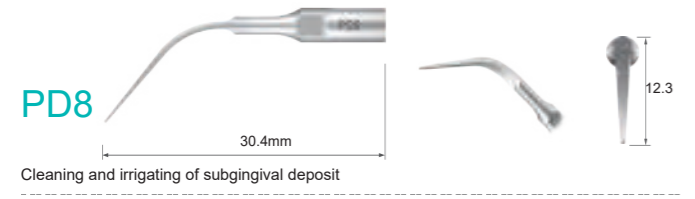


Cleaning and irrigating of subgingival deep pocket

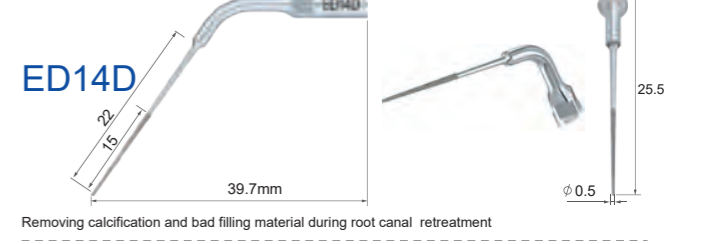
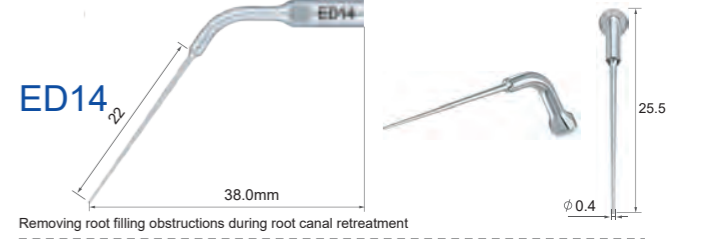
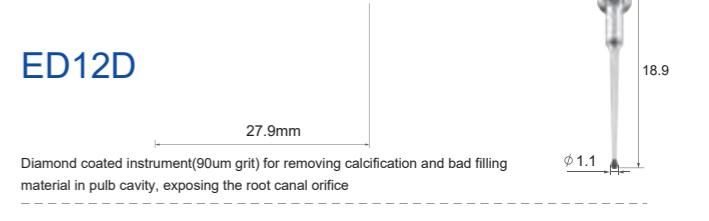
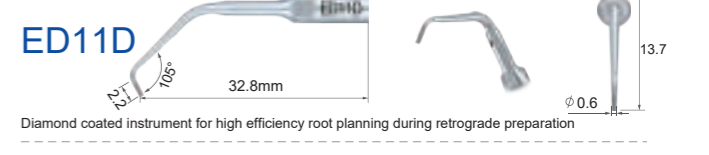
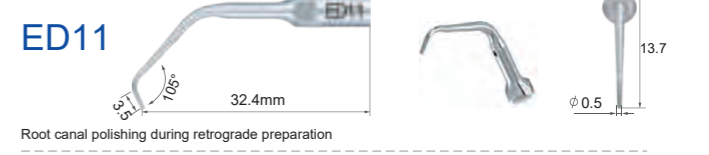
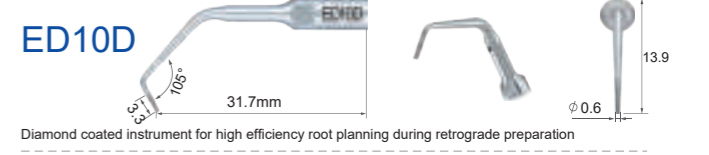
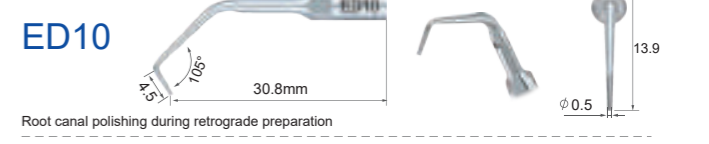


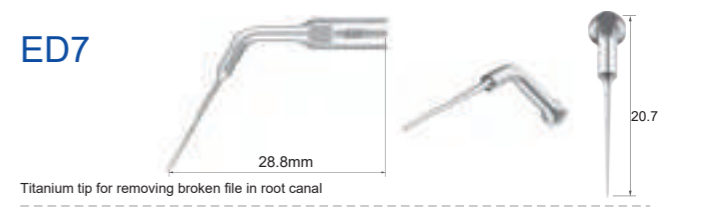

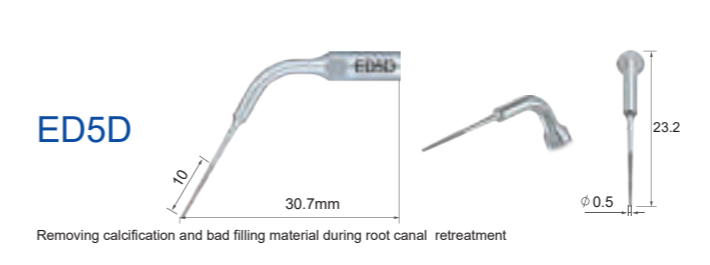
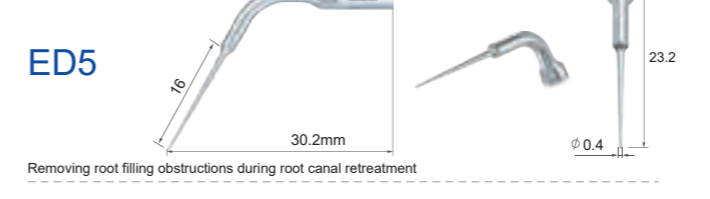
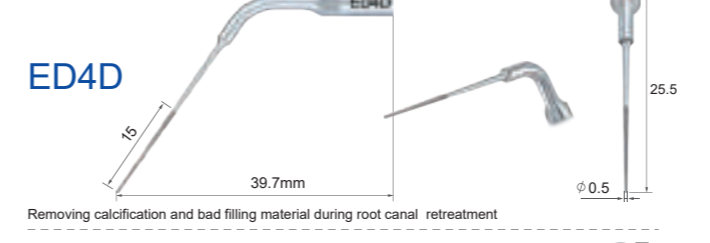
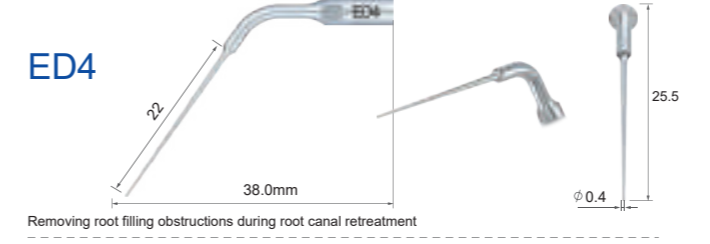
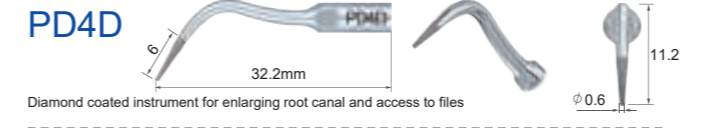


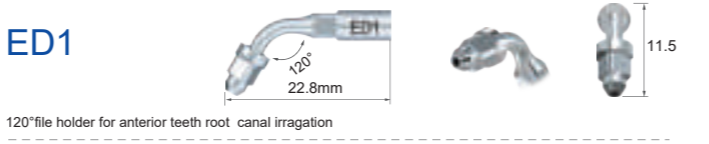
PD7




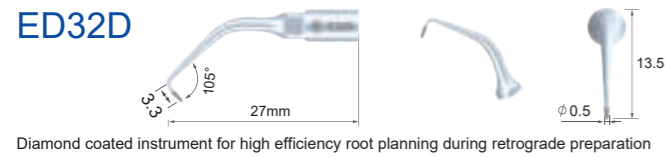
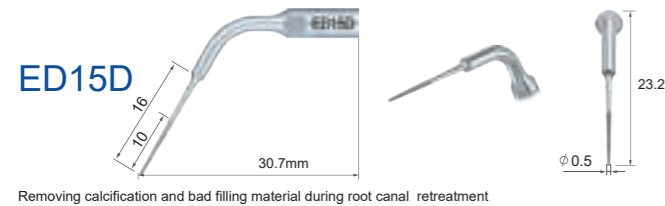
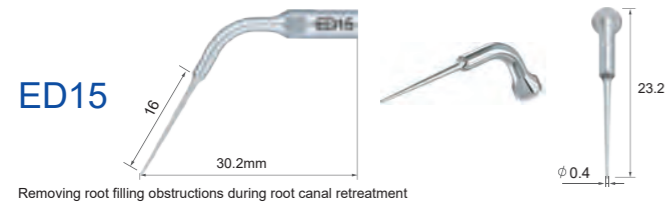


Cleaning and irrigating of subgingival deposit



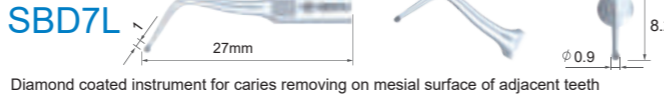
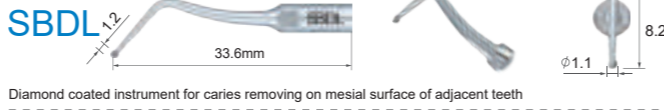
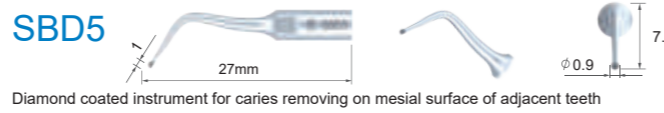
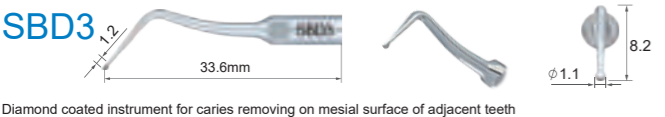

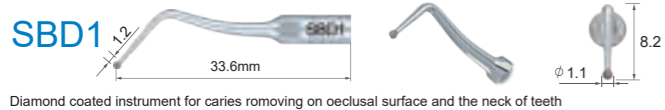


Endo treatment(Compatible with Refine & SATELEC)

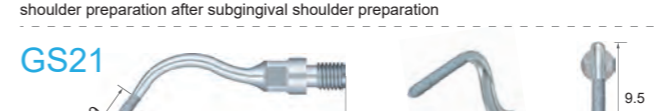
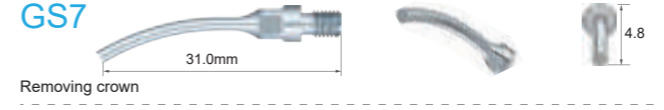
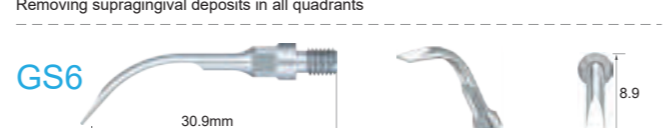

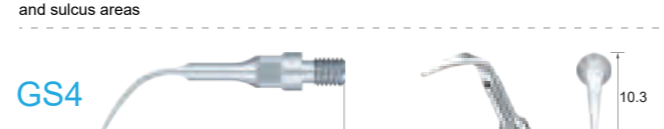







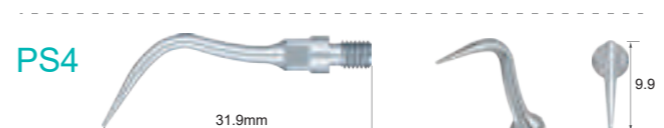

Cavity preparation(Compatible with Refine & SATELEC)



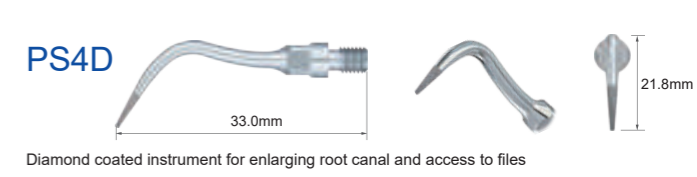
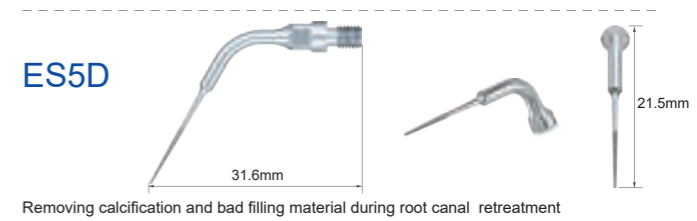
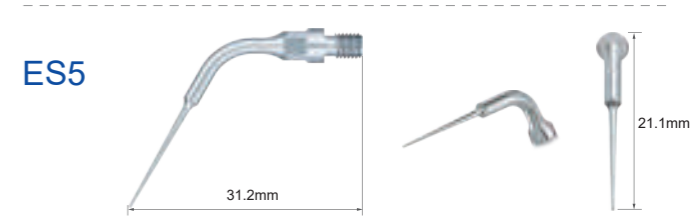

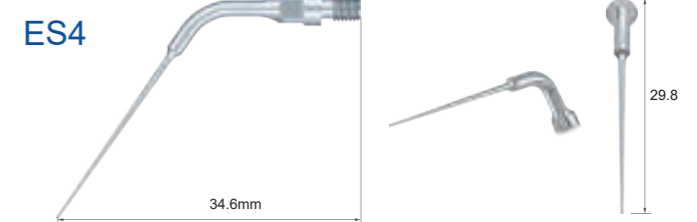
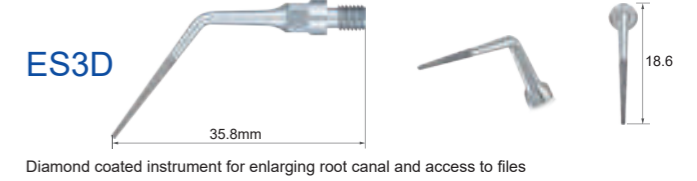
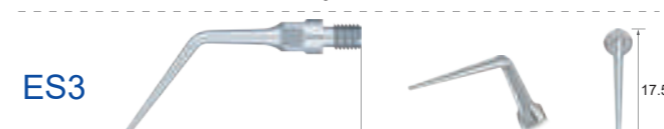


Supragingival scaling(compatible with SIRONA)





Subgingival scaling(compatible with SIRONA)



Endo treatment(compatible with SIRONA)




Cavity preparation(compatible with SIRONA)





SBS3  33.9mm 

Diamond coated instrument for caries removing on mesial surface of adjacent teeth



SBSL  33.9mm 

Diamond coated instrument for caries removing on mesial surface of adjacent teeth



SBSR  33.9mm 

Reach the caries from 45° without hurt the adjacent teeth



Compatible with KAVO SonicFlex 2003

GK1  37.8mm 



Removing supragingival deposit in all quadrants

GK2  38.7mm 



Removing supragingival heavy calculus and plaque

GK3  38.1mm 



Removing supragingival calculus, interdental calculus and calculus at the neck of the teeth

GK4  37.4mm 



Removing supragingival deposits, including the interproximal and sulcus area

GK5  36.4mm 



Removing subgingival calculus

GK6  35.8mm 



Left angle instrument for removing subgingival calculus

GK7  35.8mm 



Right angle instrument for removing subgingival calculus

GK8  



Perio, extra-long, for removal of supragingival and subgingival calculus

GK12  36mm 



Rounded plastic cover, gentle and secure placement of inlays

GK14  34mm 



Diamond coated instrument for dentin abrading, applied for supragingival shoulder preparation after subgingival shoulder preparation

GK16  34.5mm 



Diamond coated(50um grit) instrument for dentin abrading, applied for supragingival shoulder preparation after subgingival shoulder preparation

GK18  33.5mm 

Diamond coated(120um grit) instrument for dentin abrading, applied for polishing of prepared supragingival and subgingival shoulder

GK20  36mm 

Diamond coated(50um grit) instrument for dentin abrading, applied for supragingival shoulder preparation after subgingival shoulder preparation

GK21  36mm 



Diamond coated(120um grit) instrument for dentin abrading, applied for polishing of prepared supragingival and subgingival shoulder

GK30  



Small hemisphere, mesial, diamond coated for minimally-invasive treatment for incipient caries

GK31  


Small hemisphere, distal, diamond coated for minimally-invasive treatment for incipient caries

GK32  

Large hemisphere, mesial, diamond coated for minimally-invasive treatment for incipient caries

GK33  


Large hemisphere, distal, diamond coated for minimally-invasive treatment for incipient caries

GK42  



Ball, Φ 0.8 mm, diamond coating, ultra-conservative, sonoabrasive caries excavation, fine

GK43  



Ball, Φ 1.2mm, diamond coating, ultra-conservative, sonoabrasive caries excavation, fine

GK45  



Conical, straight tip Φ 0.5mm, diamond coating, minimally-invasive preparation, no-pain when opening of fissures

GK51  36mm 



Diamond coated(50um grit) instrument for dentin abrading, applied for supragingival shoulder preparation after subgingival shoulder preparation

GK52  36mm 



Diamond coated(120um grit) instrument for dentin abrading, applied for polishing of prepared supragingival and subgingival shoulder

GK67  34mm 



Diamond coated(120um grit) instrument for dentin abrading, applied for polishing of prepared supragingival and subgingival shoulder

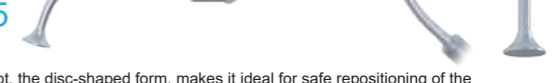

GK81  

Ball, large, diamond coating, preparation of bone window for sinus lift, with very massive bones, if applicable, rotating and sectioning of substantia corticalis, plus removal of remaining bone using the diamond-coated tip.



GK83  

Saw sagittal, removal of bone blocks, osteotomies (distraction, bone splitting); if applicable, dealing with extremely thick, substantia corticalis



GK84  

GK85  



Elephant foot, the disc-shaped form, makes it ideal for safe repositioning of the Schneider membrane, during a sinus lift.

GK86  

Bone harvester, ideal for easy and quick harvesting, of greater quantities of bone, especially useful for bone augmentation.


GK100  

Cutting thickness 0.25 mm, cutting depth 10.7 mm



GK101  

Cutting thickness 0.25 mm, cutting depth 10.7 mm



Compatible with KAVO SonicFlex 2008

5A  36mm 



Applied to removing supragingival deposits in all quadrants.

6A  33.5mm 



Applied to removing subgingival calculus, including the interproximal and sulcus area.

7A  37mm 



Applied to removing supragingival calculus, interdental calculus and calculus at teeth neck.

8A  


Removing supragingival deposits, including the interproximal and sulcus area


12A  


120°file holder for anterior teeth root canal irrigation

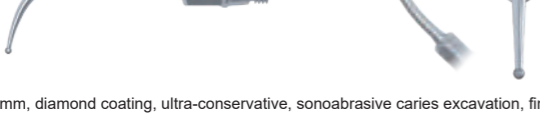
30A  


Small hemisphere, mesial, diamond coated for minimally-invasive treatment for incipient caries

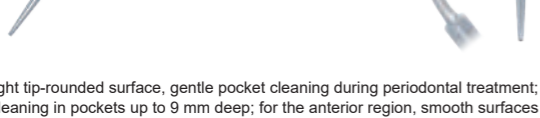
31A  Small hemisphere, distal, diamond coated for minimally-invasive treatment for incipient caries

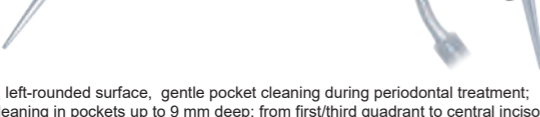
32A  Large hemisphere, mesial, diamond coated for minimally-invasive treatment for incipient caries


33A  Small hemisphere, distal, diamond coated for minimally-invasive treatment for incipient caries


42A  Ball, $\Phi 0.8$ mm, diamond coating, ultra-conservative, sonoabrasive caries excavation, fine


43A  Ball, $\Phi 1.2$ mm, diamond coating, ultra-conservative, sonoabrasive caries excavation, fine

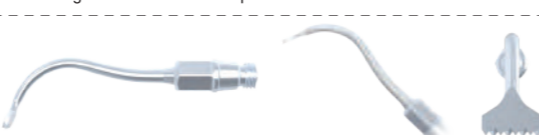
60A  Long-straight tip-rounded surface, gentle pocket cleaning during periodontal treatment; effective cleaning in pockets up to 9 mm deep; for the anterior region, smooth surfaces


61A  Angled tip, left-rounded surface, gentle pocket cleaning during periodontal treatment; effective cleaning in pockets up to 9 mm deep; from first/third quadrant to central incisor accessed buccally, then cleansing of front teeth, premolars and molars of the second/fourth quadrant, accessed palatally/lingually

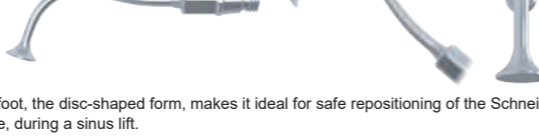
62A  Angled tip, gentle pocket cleansing during periodontal treatment; effective cleansing in pockets up to 9 mm deep; From second/fourth quadrant to central incisor accessed buccally, then cleansing of front teeth, premolars and molars of the first/third quadrant, accessed palatally/lingually

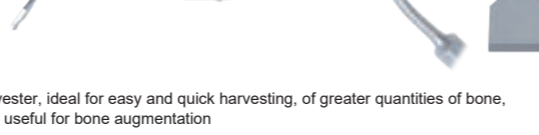
67A  Conical 125° . Diamond coating, expansion of larger channels


81A  Ball, large, diamond coating, preparation of bone window for sinus lift, with very massive bones, if applicable, rotating and sectioning of substantia corticalis, plus removal of remaining bone using the diamond-coated tip.


83A  Saw sagittal, removal of bone blocks, osteotomies (distraction, bone splitting); if applicable, dealing with extremely thick, substantia corticalis

84A  Saw axial, removal of bone blocks, osteotomies (distraction, bone splitting); if applicable, dealing with extremely thick, substantia corticalis


85A  Elephant foot, the disc-shaped form, makes it ideal for safe repositioning of the Schneider membrane, during a sinus lift.

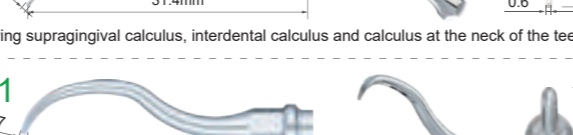
86A  Bone harvester, ideal for easy and quick harvesting, of greater quantities of bone, especially useful for bone augmentation

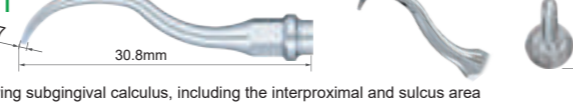
100A  Cutting thickness 0.25 mm, cutting depth 10.7 mm

101A  Cutting thickness 0.25 mm, cutting depth 10.7 mm


Compatible with KAVO SonaSoft

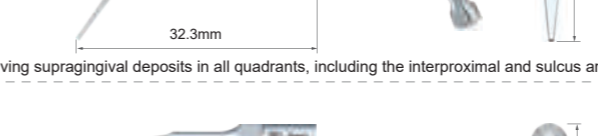
GC1  Removing supragingival deposit in all quadrants

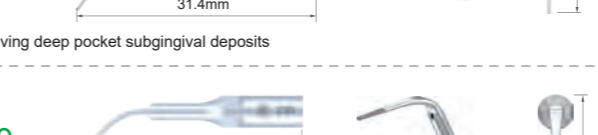
GC2  Removing supragingival calculus, interdental calculus and calculus at the neck of the teeth


PC1  Removing subgingival calculus, including the interproximal and sulcus area

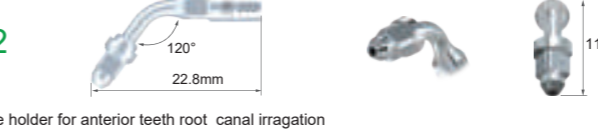
Compatible with KAVO PiezoLed

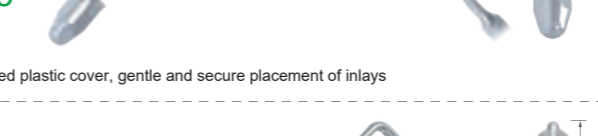
201  Removing supragingival and interproximal deposits

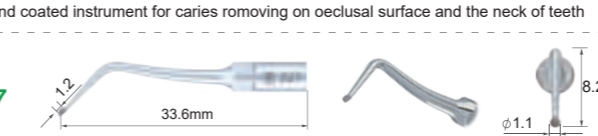
202  Removing supragingival deposits in all quadrants, including the interproximal and sulcus areas


203  Removing deep pocket subgingival deposits


210  Diamond coated instrument for root planning after the periodontal flap surgery


211  Diamond coated instrument for root planning after the periodontal flap surgery


222  120° file holder for anterior teeth root canal irrigation

225  Rounded plastic cover, gentle and secure placement of inlays

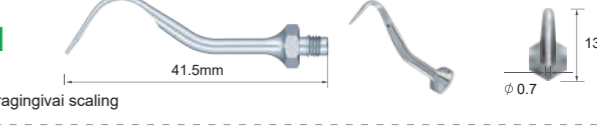
226  Diamond coated instrument for caries removing on occlusal surface and the neck of teeth

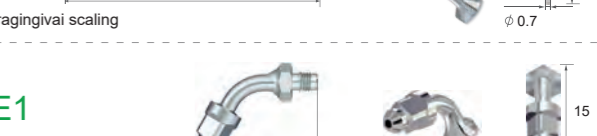
227  Diamond coated instrument for caries removing on mesial surface of adjacent teeth

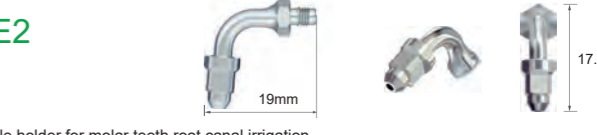
228  Diamond coated instrument for caries removing on mesial surface of adjacent teeth


229  Diamond coated instrument(90um grit) for preparation between pit and fissure

Compatible with Amdent


A1  Supragingival scaling

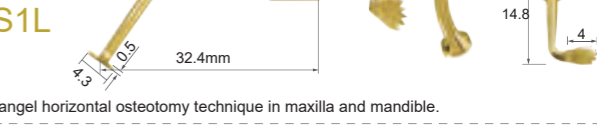
A2  Supragingival scaling

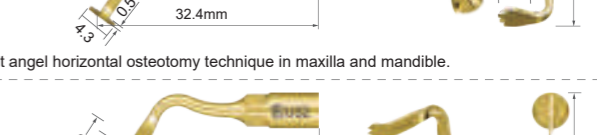
AE1  120° file holder for anterior teeth root canal irrigation


AE2  95° file holder for molar teeth root canal irrigation


Osteotomy(Compatible with Mectron)

US1  High efficient osteotomy for large bone during maxillofacial surgery and exodontia exodontics


US1L  Left angel horizontal osteotomy technique in maxilla and mandible.


US1R  Right angel horizontal osteotomy technique in maxilla and mandible.


US2  High efficient osteotomy technique in maxilla and mandible(ridge expansion, corticotomy technique, bone block grafting)


US3  High precise osteotomy in anatomically thin structure


Osteotomy(Compatible with Mectron)


US4  10.2
Periodontal osteotomy, bone chips harvesting, inflammatory tissue removal

US5  12.4
High efficient bone osteoplasty, bone remodelling and harvesting of bone chips


US6  14.2
High precise osteotomy in anatomically thin structure (ridge expansion, corticotomy technique)


US7  20.8
High efficient osteotomy for large bone during maxillofacial surgery and exodontia exodontics


US11  16
Ridge expansion, bone block grafting, Le fort osteotomy bilateral sagittal split osteotomy


US12  14
For osteotomy where the standard bone saws have a difficult surgical approach

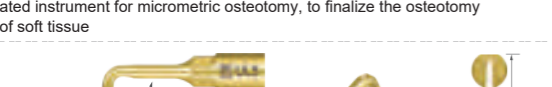
Sinus lift(Compatible with Mectron)

UL1  10.2
Sinus membrane separation in internal area, non-cutting elevator of sinus membrane


UL2  10.2
Schneiderian membrane separation from bony wall, sinus membrane separation


UL3  12.7
Diamond-coated instrument for micrometric osteotomy or osteoplasty, to finalize the osteotomy or osteoplasty on thin bone and/or near delicate anatomic structure


UL4  13
Diamond coated instrument for micrometric osteotomy, to finalize the osteotomy in proximity of soft tissue

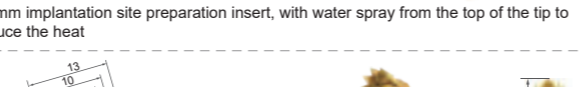
UL5  15.3
Sinus membrane separation in internal area, non-cutting elevator of sinus membrane

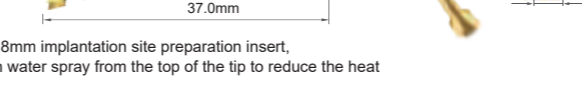
Implant preparation(Compatible with Mectron)


UI1  12.6
Φ1.6mm implant site preparation, the working area length of the tip is 9mm

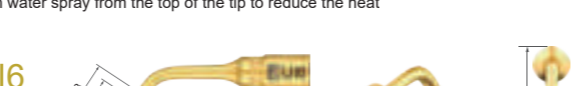
UI2  13
Φ2mm implant site preparation insert, with water outlet in the center at the top of the tip

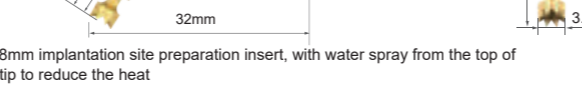
UI3  6.3
Φ2mm implantation site preparation insert, with water spray from the top of the tip to reduce the heat


UI4  7.3
Φ3.8mm implantation site preparation insert, with water spray from the top of the tip to reduce the heat


UI5  16.8
Φ2mm implantation site preparation insert, with water spray from the top of the tip to reduce the heat

UI6  16.8
Φ3.8mm implantation site preparation insert, with water spray from the top of the tip to reduce the heat

UI7  18.9
Diamond coated instrument for finalizing the implant site preparation close to the alveolar nerve

UI8  19.2
Φ1.6mm implant site preparation insert. The working area length of the tip is 15mm


UI9  12.6
Φ2.8mm implant site preparation insert, with water outlet


UI10  16.5
To optimize concentricity of implanty site preparation of Φ3mm


UI11

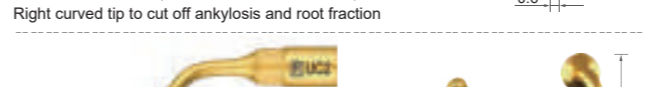
 20
To finalize the implant site preparation

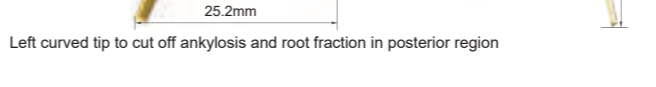
Extraction(Compatible with Mectron)

UC1  13.6
For cutting off the ankylosis and root fraction technique


UC1L  13.6
Left curved tip to cut off ankylosis and root fraction


UC1R  13.6
Right curved tip to cut off ankylosis and root fraction

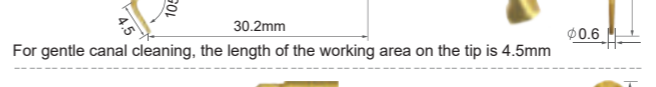
UC2  14.8
Left curved tip to cut off ankylosis and root fraction in posterior region


UC3  14.8
Right curved tip to cut off ankylosis and root fraction in posterior region

Endo treatment(Compatible with Mectron)


UE1  14.6
Diamond coated instrument for apical root debridement, the length of the diamond coated on tip is 3.3mm


UE2  14.6
For gentle canal cleaning, the length of the working area on the tip is 4.5mm


UE3  14.3
Diamond coated instrument for apical root debridement, the length of the diamond coated part is 2.2mm


UE4  14.3
Gentle canal cleaning, the length of the working area on the tip is 3.5mm


Perio treatment(Compatible with Mectron)


UP1  9.5
For periodontal gentle curetting scaling

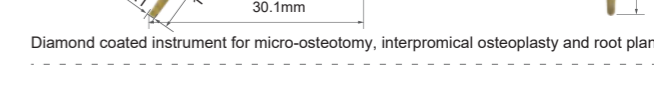
UP2  9.2
Inflammatory tissue removal and fractured root apex extraction


UP3  10.0
For angled periodontal gentle curetting scaling

UP4  12.1
Diamond coated instrument for root debridement and root planning

UP5  12.1
For root surface micro-smoothing

UP6  15.2
Diamond coated instrument for micro-osteotomy, interpromical osteoplasty and root planning

UP7  11.2
Diamond coated instrument for root canal orientaiton and removal of calcification located at the 1/3 part of root canal, it can also be used for micro-osteoplasty

UP8  18
Diamond coated instrument for micro-osteotomy, interpromical osteoplasty and root planning