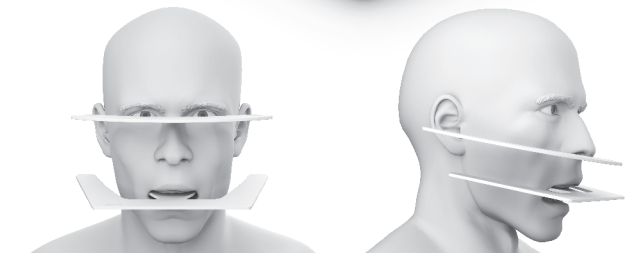


FoxRuler

Instructions manual



<https://stomshop.pro/>

CE

▶ CONTENTS ◀

1-Introduction.....	1
2-Technical Specifications.....	1
3-Package Contents.....	2
4-Usage Instructions.....	2
5-Safety Precautions.....	2
6-Maintenance and cleaning.....	2
7-Special storage conditions.....	3
8-Problems and solutions.....	3
9-Symbols used on the product.....	4
10-Warranty Term and Technical Assistance.....	4
11-Authorized Technical Assistance.....	5
12-Authorized representative in Europe.....	5

▶ 1-INTRODUCTION ◀

Bio-Art Fox Rulers are accessories used in the adjustment of the upper wax roller in complete dentures for the determination and evaluation of the Camper occlusal and horizontal (interpupillary) planes.

The set of rulers is formed by two distinct pieces, model 01, which has an anatomical shape to be adapted intra-orally in contact with the upper wax roller and transfer the plane of this roller to the extra-oral environment of the patient; and model 02 for comparison and external evaluation between the patient and wax roller planes. See figures 01 and 02.

Bio-Art manufactures Fox Rulers in two types of materials: anodized aluminum or injected in polycarbonate. Despite different materials, their use for both materials is identical.

Both aluminum rulers or those injected in polycarbonate can be sterilized in an autoclave, however, check the correct sterilization temperatures and times in chapter 06-Maintenance and cleaning.



Fig. 01
FoxRuler (part 01).



Fig 02
Arch Ruler (part 02).

Please. Read the instructions contained in this manual before using the product.

▶ 2-TECHNICAL SPECIFICATIONS ◀

Aluminum Fox ruler.

Dimensions:

Parte 01.....(LxWxH) 213mm x 114mm x 1.5mm.

Parte 02.....(LxWxH) 195mm x 56mm x 1.5mm.

Weight:

Part 01 without packaging.....56 gr.

Part 02 without packaging.....25 gr.

Weight of packaged rulers models 01 e 02.....130 gr.

<https://stomshop.pro/>

Polycarbonate Fox Ruler.

Dimensions:

Part 01.....(LxWxH) 200mm x 115mm x 3mm.

Part 02.....(LxWxH) 195mm x 55mm x 3mm.

Peso:

Part 01 without packaging.....48 gr.

Part 02 without packaging.....23 gr.

Weight of packaged rulers models 01 and 02.....120 gr.

Packaging dimensions:.....(CxLxH) 220mm x 130mm x 25mm.

▶ 3-PACKAGE CONTENTS

01 Fox ruler (part 01), aluminum or polycarbonate.

01 Arch Ruler (part 02), aluminum or polycarbonate.

01 User Guide.

Note:

Fox Bio-Art Rulers parts 01 and 02 are not sold separately.

Rulers are optional in relation to the material of manufacture, aluminum or polycarbonate.

▶ 4-USAGE INSTRUCTIONS

The Bio-Art Fox Rulers are extremely simple to use, however, the procedures for their use and their intraoral use must be based on health and safety standards and restricted to the exclusive technical responsibility of the Dental Surgeon or responsible professional.

Bio-Art disclaims responsibility for any damage caused as a result of the misuse of Fox Rulers.

▶ 5-SAFETY PRECAUTIONS

The determination and evaluation of the occlusal plane using Fox rulers depends directly on their flatness. The care in handling, cleaning, and sterilization of the ruler is of great importance for the maintenance of its flatness. Properly follow the guidelines in chapter 6, (maintenance and cleaning), to ensure the accuracy of the rulers and, consequently, of the work.

The responsibility for the intraoral use of Fox Rulers, their indications for use, contraindications are the sole responsibility of the dentist or the responsible professional.

▶ 6-MAINTENANCE AND CLEANING




Figura 3

-Bio-Art Fox Rulers must be washed exclusively with water and neutral detergent.
-For sterilization in an autoclave, the rulers must be accommodated inside the tank with one side fully supported on a flat surface or on the flat surface of the tray and separated from other utensils, especially metallic ones, and

never in a vertical position (see figure 03). If this detail is not observed, the flatness of the planks may be compromised with possible warping, especially those made of polycarbonate.

-Polycarbonate rulers can be sterilized in an autoclave as long as they do not exceed a temperature of 121°C with a time at this temperature not exceeding 20 minutes.

-Aluminum rulers can be sterilized in an autoclave at temperatures up to 134°C and a time of 10 minutes.

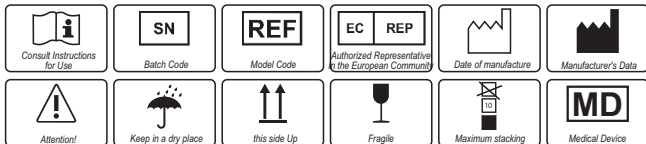
►7-SPECIAL STORAGE CONDITIONS ◀

- When not in use, store Fox Rulers in a dry, dust-free place, away from chemicals and away from sources of excessive heat and sunlight.
- Whenever possible, keep the Rulers in the original packaging.
- After sterilization in an autoclave, the rulers must remain in the appropriate packaging (Surgical Grade paper) according to the validity of the sterilization process used.

►8-PROBLEMS AND SOLUTIONS ◀

Problem	Possible Cause	Solution/Suggestions
Scratches on the surface of the rulers.	Incorrect storage and use.	Store planks on non-abrasive surfaces and away from metallic objects. For surface cleaning always use a soft cloth.
Cracks or stains on the surface of the planks.	Incorrect handling, cleaning and sterilization or action of external agents or chemicals.	For cleaning use only mild soap and running water. For autoclave sterilization see chapter 6, maintenance and cleaning.
Changes to the color of the rulers.	Inadequate cleaning. Inadequate storage.	Keep rulers away from chemicals and away from sources of excessive heat and sunlight. See chapter 6, maintenance and cleaning.
Surface deformations and warping of the planks.	Action of sunbeams. Improper cleaning and sterilization.	Keep planks away from sources of excessive heat and sunlight. For autoclave sterilization, the rulers must be placed inside the tank with one side fully supported on a flat surface. See chapter 6, maintenance and cleaning.

► 9-SIMBOLOGIA ◀



► 10-WARRANTY TERM AND TECHNICAL ASSISTANCE ◀

Bio-Art Equipamentos Odontológico Ltda., grants a 1-year warranty, counted from the date of purchase of the product (purchase invoice). The warranty is granted exclusively by the authorized distributor and includes a manufacturing defect, being provided upon concert and subject to the following requirements:

- That the product has been used correctly, in accordance with the instructions described in this manual;
 - The claim must be accompanied by the purchase invoice and registered within the warranty period, followed by a report with a description of the defect and serial number of the product or manufacturing batch;
 - Equipment is handled, transported and stored with care;
 - The shipping cost (round trip) is paid by the customer.
- Defects are excluded from the warranty for:
- Natural wear of parts;
 - Misuse, accidental knocks and falls;
 - Inadequate transportation;
 - Repair by non-authorized people;
 - Use not in compliance with the characteristics and the purpose of the product;
 - Wear by exposure and adverse conditions (moisture, intensive cold or heat);
 - Damages due to lack of cleaning or maintenance using inadequate products.

Should you have any doubt, please, ask the manufacturer:

Bio-Art Equipamentos Odontológicos Ltda.
Rua Teotônio Vilela, 120 - Jardim Tangará
CEP 13568-000 - São Carlos - SP - Brazil
Tel. +55 (16) 3371-6502 -Fax +55 (16) 3372-5953
CNPJ 58.538.372/0001-56 - I.E. 637.034.447.113
Home Page: www.bioart.com.br - E-mail: bioart@bioart.com.br

► 11-AUTHORIZED TECHNICAL ASSISTANCE ◀

For your safety, this product should be serviced by authorized persons / companies. See the Authorized Technical Assistance stations on our website:

www.bioart.com.br

► 12-AUTHORIZED REPRESENTATIVE IN EUROPE ◀

Obelis s.a

Boulevard Général Wahis 53

1030 Brussels, BELGIUM

Tel: +(32) 2. 732.59.54 - Fax: +(32) 2.732.60.03

E-Mail : mail@obelis.net

Rev: CMAN1670 b - Jul/2022

Em caso de dúvidas, por favor consultar o fabricante:



Bio-Art Equipamentos Odontológicos Ltda
Rua Teotônio Vilela, 120 - Jd. Tangará - CEP 13568-000
São Carlos - SP - Brasil
Tel. +55 (16) 3371-6502
Home Page: www.bioart.com.br E-mail: bioart@bioart.com.br
<https://stomshop.pro/>