

Fork Support



CE

INSTRUCTION MANUAL

<https://stomshop.pro/>

Contents

1-Introduction.....	01
2-Packaging contents.....	01
3-Installation.....	01
4-Instructions for use.....	02
5-Troubleshooting.....	02
6-Maintenance and cleaning.....	03
7-Technical specifications.....	03
8-Symbols.....	03
9-Warranty term and technical support.....	04
10-Authorized technical support.....	05
11-Authorized representative in Europe.....	05

Introduction

Thank you for choosing a Bio-Art product.
The Fork Support is an accessory for use in Bio-Art's articulators and has been designed to provide greater stability of cast impression, preventing undesired distortions.

2 Packaging Contents

The Fork Support assembled set consists of the following items:

Part 01 - Base nut;

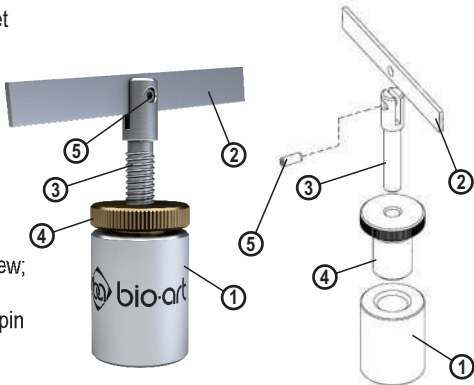
Part 02 - Fork support rod;

Part 03 - Support spindle;

Part 04 - Height adjustment screw;

Part 05 - Support sheet central pin

01 - Instruction manual



3 Installation

The Fork Support should be assembled on the lower frame of the articulator and properly secured by the same screw used on the mounting plate or by the frame's magnet as shown below.



<https://stomshop.pro/>

4 Instructions for use

1. With the Facebow and the respective fork positioned in the articulator and the Fork Support secured to the articulator lower frame, only turn the spindle (03) for a preview selection of the support sheet (02) height in relation to the fork;

2. Then with one hand hold the sheet (02) and with the other turn the height adjustment screw (04) until it reaches the fork so that the Fork Support functions as a “wedge”, therefore, providing stability and firmness for the impression when the plaster cast is fixed in the articulator, avoiding undesired distortions;

Note: The support sheet (02) can be moved in the horizontal plane in order to be accurately adjusted upon contact with the fork.



Caution: This manual contains only the basic and simplified information regarding the product, which does not replace proper course and training. The Fork Support is a product intended for use only by specially qualified professionals in the area, who are fully responsible for the technique used.

5 Troubleshooting

PROBLEMS	POSSIBLE CAUSE	SOLUTION
Difficulty in handling (turning) the adjusting screw (04).	Plaster residues on threads.	Clean the threads of parts 01.03 and 04 and lubricate with a small amount of neutral lubricant.
Difficulty in horizontal movement of the support sheet (02).	Residues or dirt on the sheet (05) shaft.	Clean the support sheet (05) shaft and lubricate with a small amount of neutral lubricant.
Difficulty in attaching the Base nut (01) to the lower arm of the articulator.	Residues or dirt on the fixing thread of the Base nut (01).	Check the threads of the Base nut (01) and the mounting plate locking screw and clean if necessary.

6 Maintenance and cleaning

- For cleaning the Fork Support, use only a dry cloth and do not use solvents, detergents or chemicals;
- Do not use metal or sharp objects to clean any part, if necessary use a plastic spatula;
- Lubricate the threads and pin (05) when necessary using a small amount of neutral lubricant;
- With the exception of cleaning and lubrication, no maintenance should be performed by the user. Always seek Authorized Technical Support













7 Especificações Técnicas

Main materials used in the Fork Support:

Part 01-Stainless Steel SAE-420, Part 02 and 03-Stainless Steel SAE-304, Part 04-Brass, Part 05-Elastic Pin DIN7346.

Weight: 60 grams.

8 Symbols

 <i>See instructions for use</i>	 <i>Warning!</i>	 <i>Serial number</i>	 <i>Model code</i>
 <i>Authorized Representative in the European Community</i>	 <i>Date of manufacture</i>	 <i>Manufacturer</i>	 <i>Store in dry place</i>
 <i>This side up</i>	 <i>Fragile</i>	 <i>Maximum stacking</i>	 <i>Medical Device</i>

9 Warranty term and technical support

BIO-ART Equipamentos Odontológicos Ltda. grants a warranty of 1 (one) year for this product, counted from the date of purchase. This warranty covers any and all manufacturing defects and is provided by repairing the device subject to the following requirements:

- The product has been used properly, according to the instructions described in the instruction manual;
- The claim is accompanied by the respective Purchase Invoice and filed within the warranty period, followed by a report describing the defect and serial number of the product;
- The product is used, transported and stored with care;
- The cost for transportation (round trip) is borne by the customer.

Warranty limitations:

- Natural wear of parts;
- Misuse, dropping or accidents;
- Improper transport;
- Repair by unauthorized persons;
- Use in disregard of the characteristics and purposes of the product;
- Wear due to exposure to adverse conditions (humidity, cold and intense heat);
- Damage due to lack of cleaning or maintenance with improper products;

In case of further questions, please consult the manufacturer:



BIO-ART EQUIPAMENTOS ODONTOLÓGICOS LTDA
Rua Teotônio Vilela, 120 - Jardim Tangará
CEP 13568-000 - São Carlos - SP - Brasil
Tel. +55 (16) 3371-6502
CNPJ 58.538.372/0001-56 - Insc. Estadual 637.034.447.113
www.bioart.com.br

<https://stomshop.pro/>

IO Authorized technical support

For your safety, the technical support for this product must be performed by authorized persons/companies. Find an Authorized Service Center on our website:

www.bioart.com.br

II Authorized representative in Europe

Obelis s.a.

Boulevard Général Wahis 53

1030 Brussels, BELGIUM

Tel: +(32) 2.732.59.54

Fax: +(32) 2.732.60.03

E-mail: mail@obelis.net



Rev: CMAN2242 a - Jul/2022



Rua Teotônio Vilela, 120 - Jardim Tangará - CEP 13568-000
São Carlos (SP) - Brasil - Tel. +55 (16) 3371-6502
www.bioart.com.br - facebook.com/bioartequipamentos

<https://stomshop.pro/>